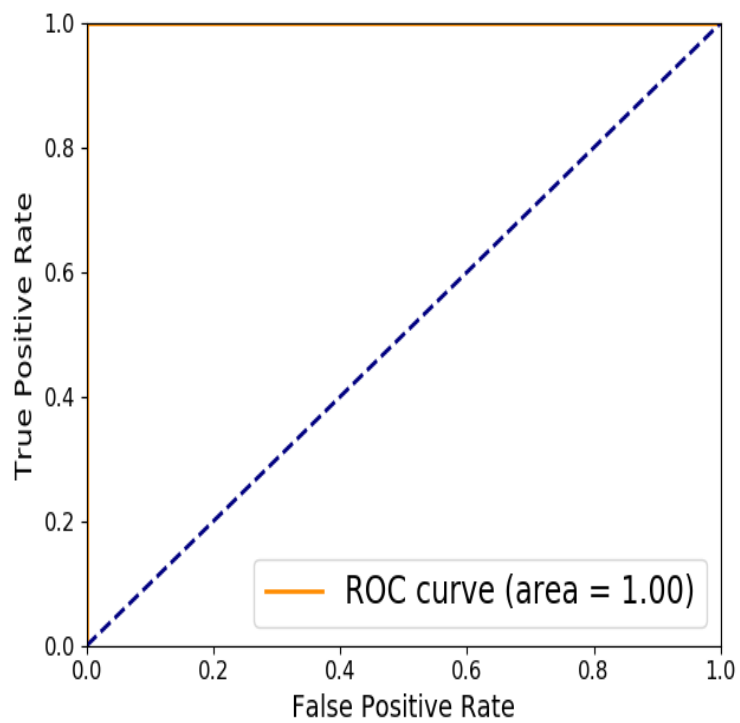
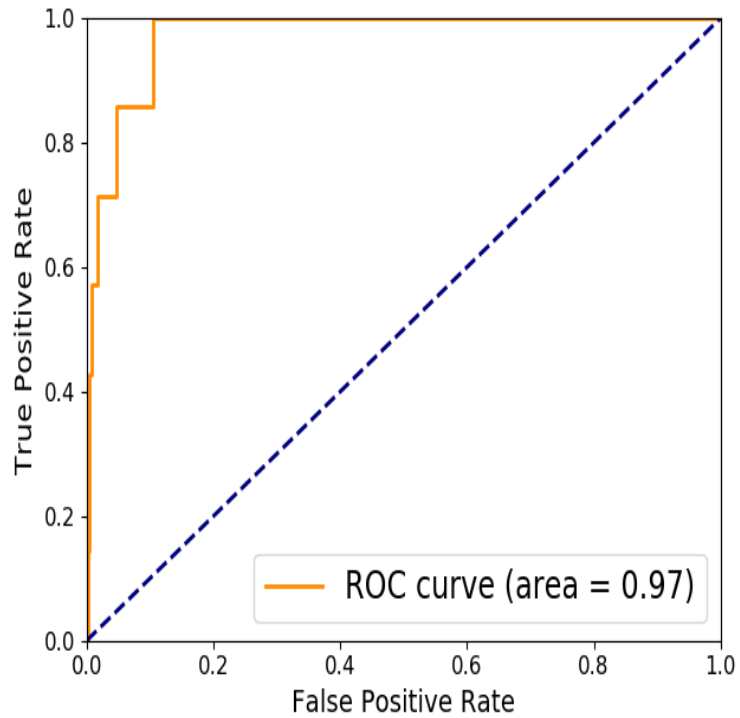


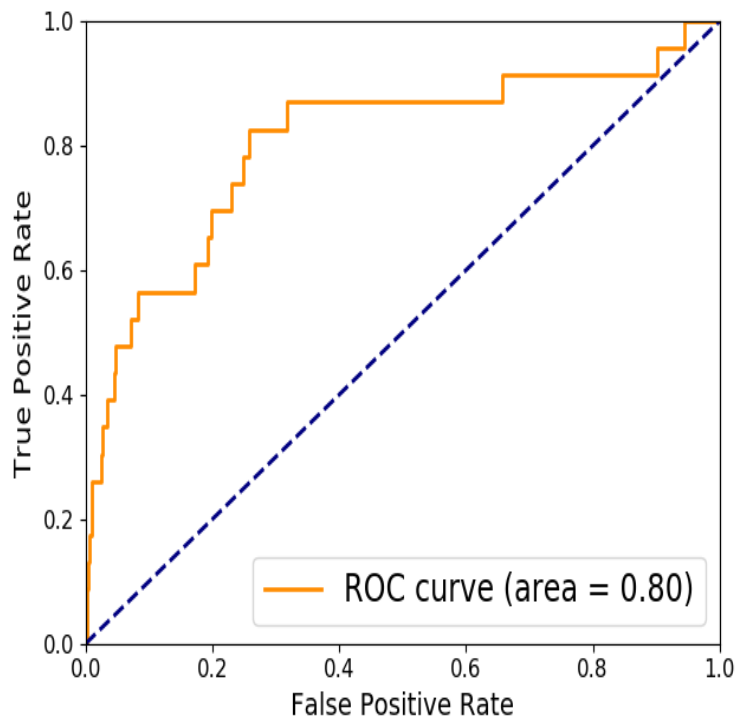
## Diffusion ROC from fGOnly\_tOverlap STRING10\_combined.png



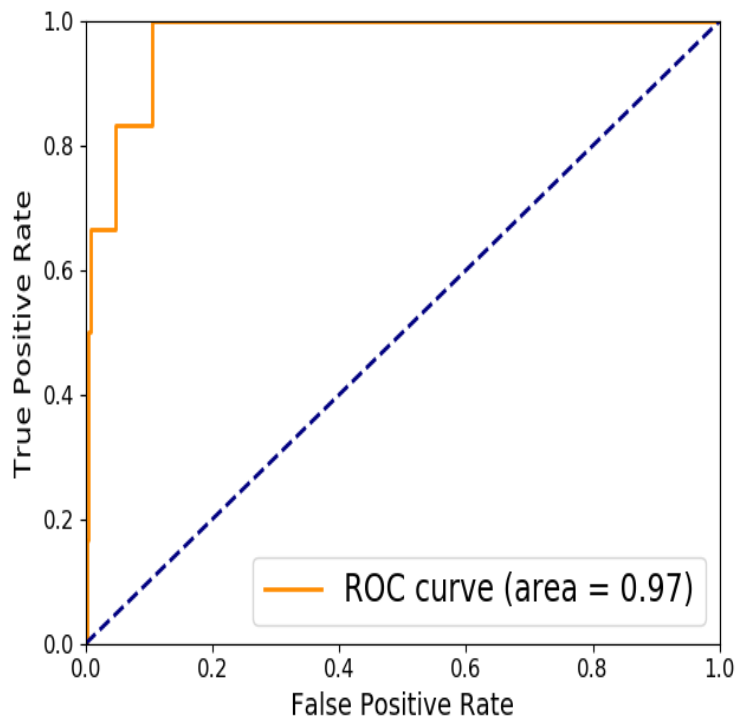
## Diffusion ROC from fTestOnly\_tGS STRING10\_combined.png



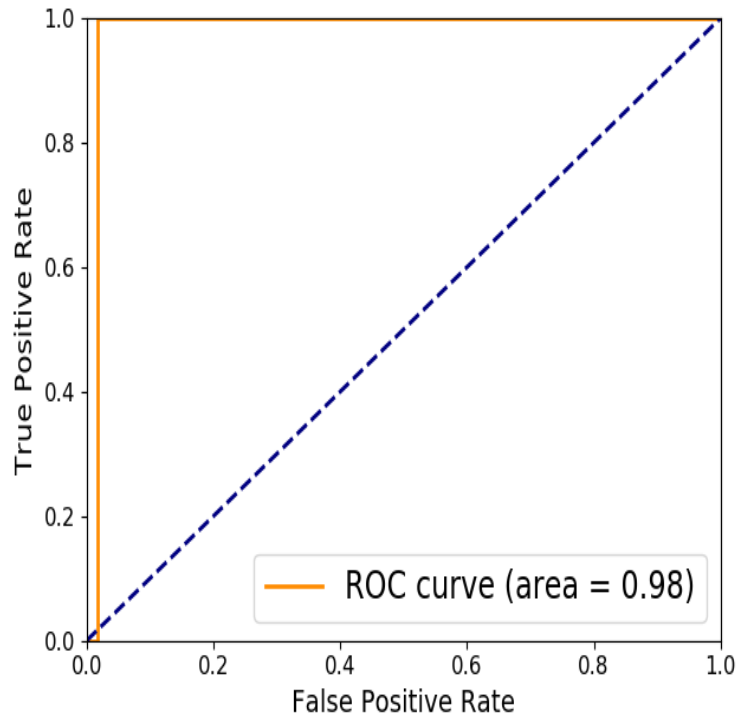
# Diffusion ROC from fGOnly\_tTestOnly STRING10\_combined.png



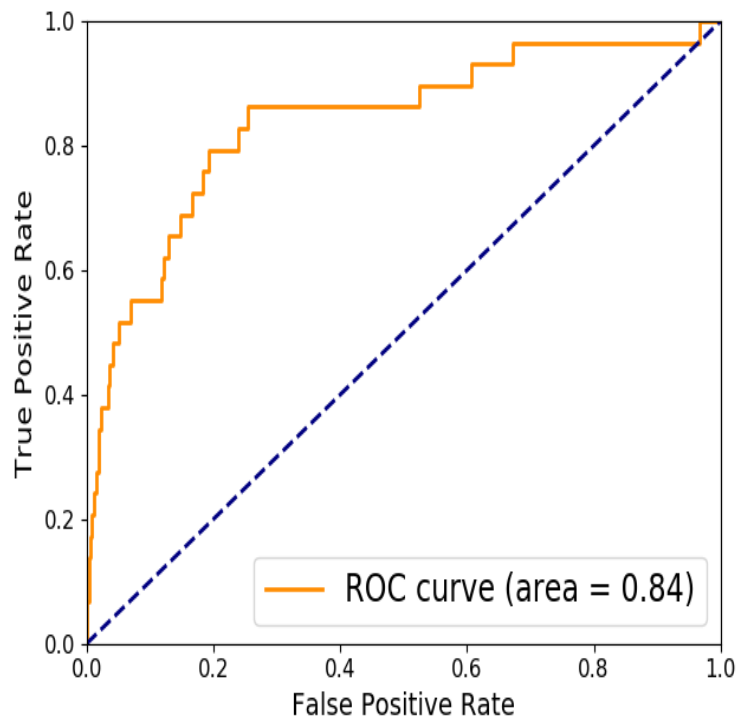
# Diffusion ROC from fTestOnly\_tGOnly STRING10\_combined.png



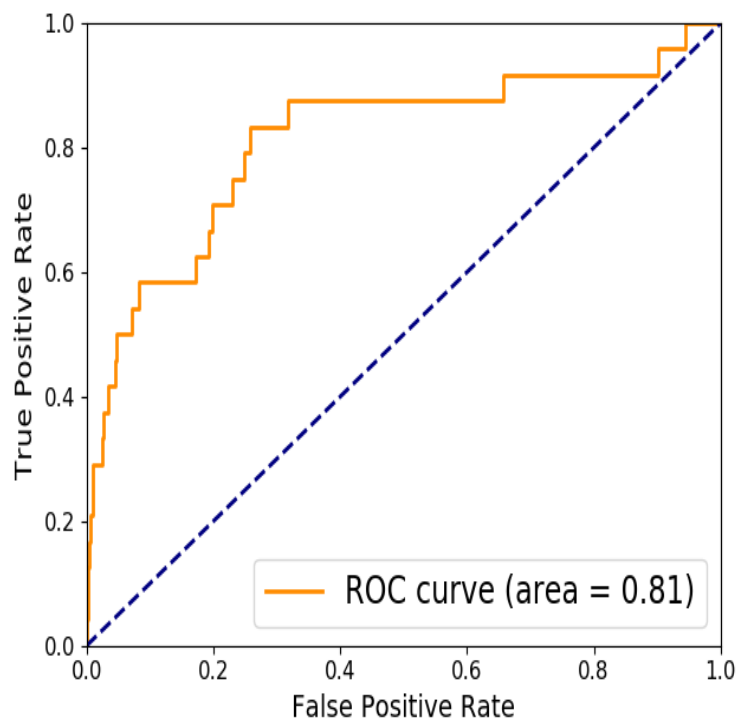
# Diffusion ROC from fTestOnly\_tOverlap STRING10\_combined.png



## Diffusion ROC from fOverlap\_tOnlies STRING10\_combined.png



## Diffusion ROC from fGOnly\_tTest STRING10\_combined.png



| Diff_FROM | Diff_TO   | AUC   | Zt_wdegre | Zt        | Zf_wdegre | Zf       |
|-----------|-----------|-------|-----------|-----------|-----------|----------|
|           |           | e     |           | e         |           |          |
| GS_only   | Test_only | 0.805 | 5.340     | 4.747     | 4.050     | 2.812    |
| Test_only | GS_only   | 0.972 | 4.321     | 3.721     | 2.4214357 | 3.839    |
|           |           |       |           | 390345147 |           |          |
|           |           |       |           | (invalid) |           |          |
| GS_only   | Overlap   | 0.999 | 1.5122640 | 1.5003591 | 2.433     | 1.799    |
|           |           |       | 445476128 | 27741603  |           |          |
|           |           |       | (invalid) | (invalid) |           |          |
| GS_only   | Test      | 0.813 | 5.240     | 5.400     | 4.418     | 2.604    |
| Test_only | Overlap   | 0.982 | 1.5298599 | 1.8537863 | 1.4606594 | 1.957749 |
|           |           |       | 4094594   | 963529935 | 177981669 | 21589178 |
|           |           |       | (invalid) | (invalid) | (invalid) | 13 (inva |
|           |           |       |           |           | lid)      |          |
| Test_only | GS        | 0.973 | 4.120     | 4.641     | 2.7834161 | 3.334    |
|           |           |       |           | 850842594 |           |          |
|           |           |       |           | (invalid) |           |          |
| Overlap   | Onlies    | 0.839 | 6.494     | 6.759     | 2.0559070 | 2.361    |
|           |           |       |           | 072598633 |           |          |
|           |           |       |           | (invalid) |           |          |

| **        | #Mapped | #Total | Not mapped genes                     |
|-----------|---------|--------|--------------------------------------|
| GS        | 6       | 13     | BACE1;ADAM19;APH1B;NCSTN;APH1A   N/A |
|           |         |        | ;ADAM9;ADAM17                        |
| Test_only | 23      | 23     | N/A                                  |
| Overlap   | 1       | 1      | ADAM10                               |

(end of file)