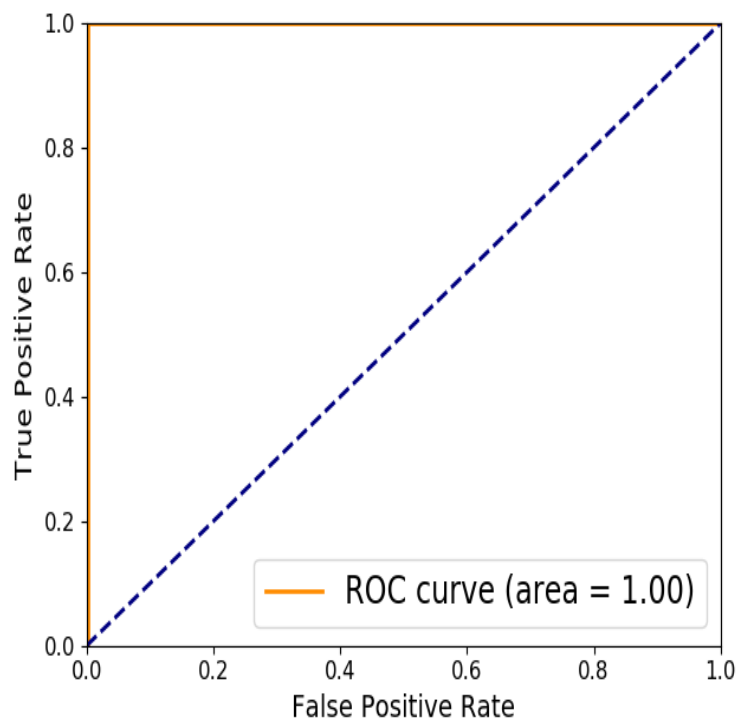
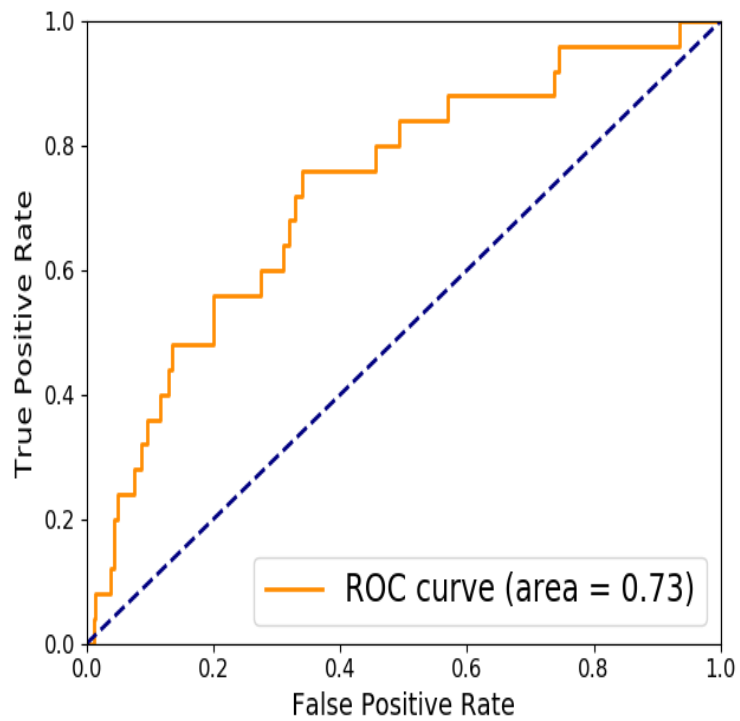


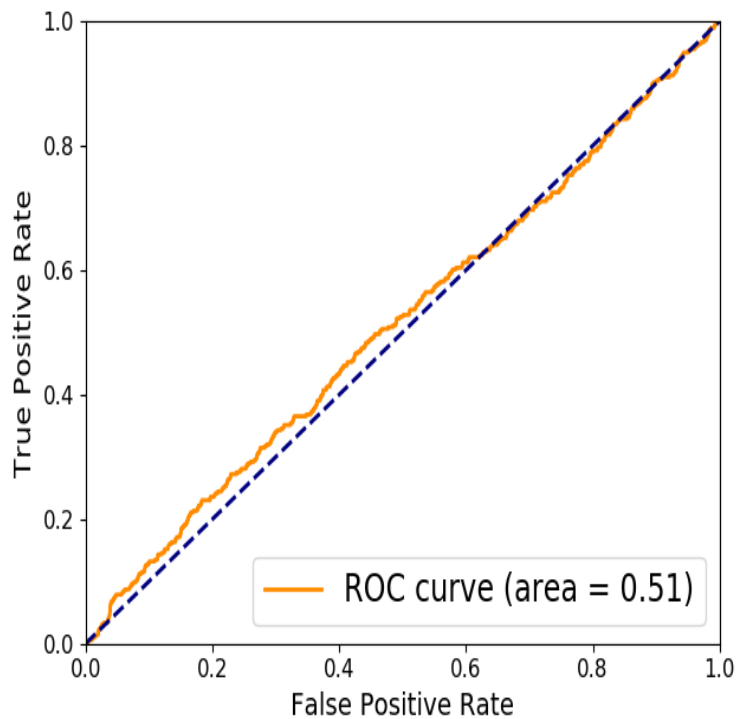
Diffusion ROC from fGOnly_tOverlap STRING10_combined.png



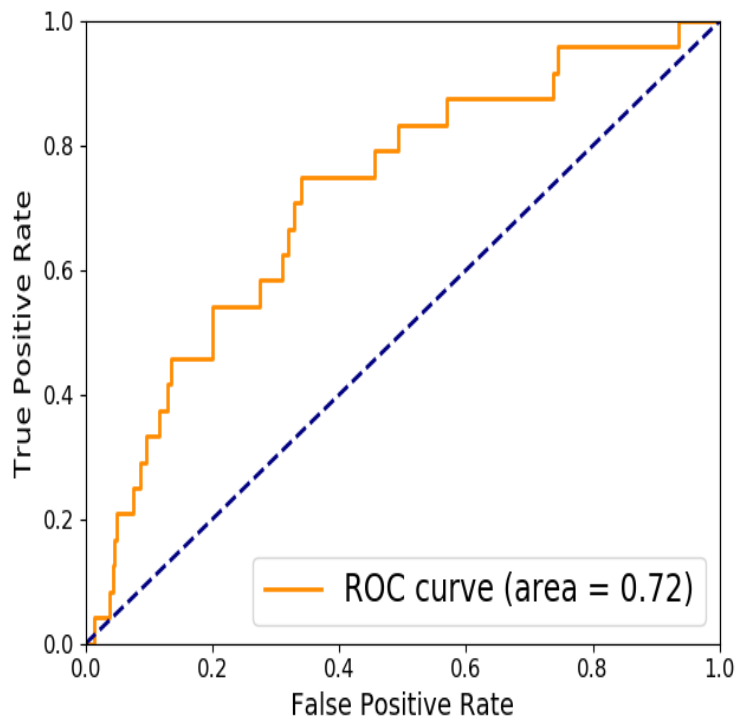
Diffusion ROC from fTestOnly_tGS STRING10_combined.png



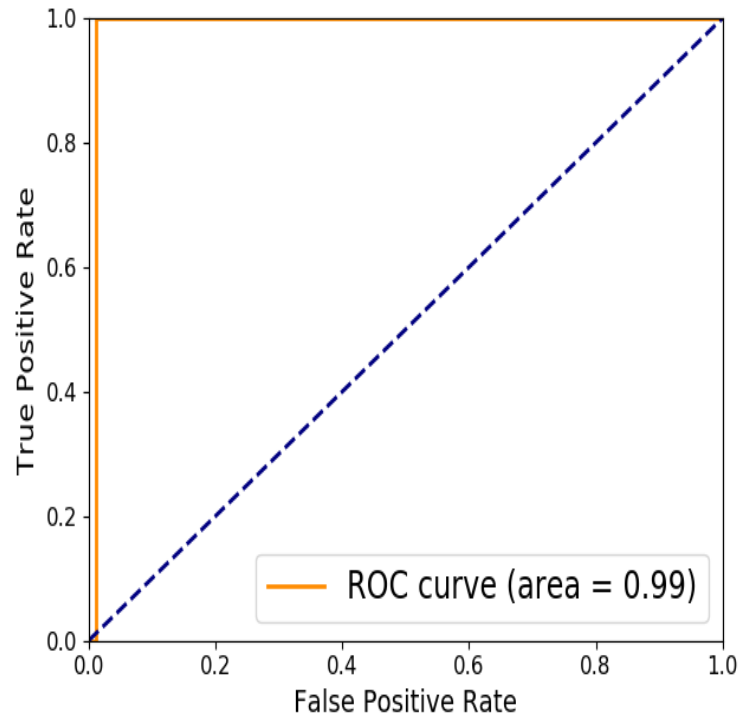
Diffusion ROC from fGOnly_tTestOnly STRING10_combined.png



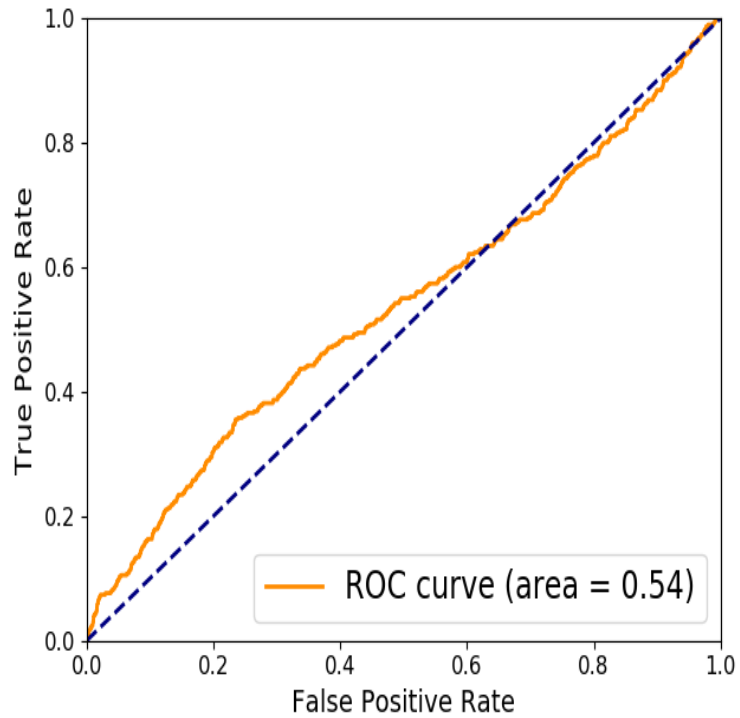
Diffusion ROC from fTestOnly_tGOnly STRING10_combined.png



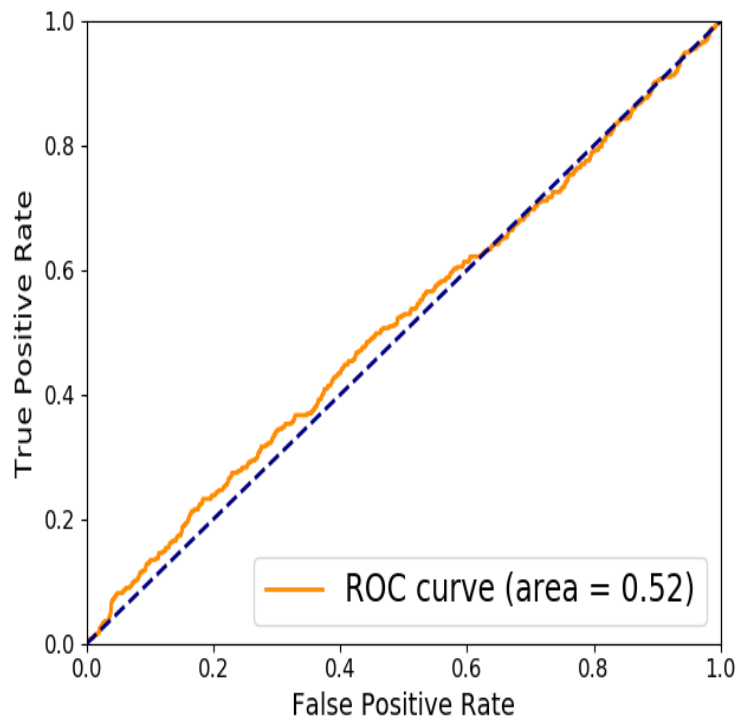
Diffusion ROC from fTestOnly_tOverlap STRING10_combined.png



Diffusion ROC from fOverlap_tOnlies STRING10_combined.png



Diffusion ROC from fGOnly_tTest STRING10_combined.png



Diff_FROM	Diff_TO	AUC	Zt_wdegre	Zt	Zf_wdegre	Zf
		e	e			
GS_only	Test_only	0.514	3.440	0.901	2.460	2.227
Test_only	GS_only	0.719	3.433	4.102	2.654	2.264
GS_only	Overlap	0.998	5.2958720	1.6090146	1.6312162	1.919
		19325055	603504834	251398388		
		(invalid)	(invalid)	(invalid)		
GS_only	Test	0.516	3.266	1.158	2.390	2.084
Test_only	Overlap	0.989	1.6722493	1.6239599	1.0240283	0.765664
		376907097	549786843	120651354	51198514	
		(invalid)	(invalid)	(invalid)	25 (inva	
					lid)	
Test_only	GS	0.730	3.656	4.284	2.567	2.797
Overlap	Onlies	0.536	4.148	2.350	2.7097608	1.642
				327191978		
				(invalid)		

**	#Mapped	#Total	Not mapped genes
GS	24	24	N/A
Test_only	356	360	C11orf42;TMEM61;LY6G5C;FAM177B
Overlap	1	1	APOE

(end of file)