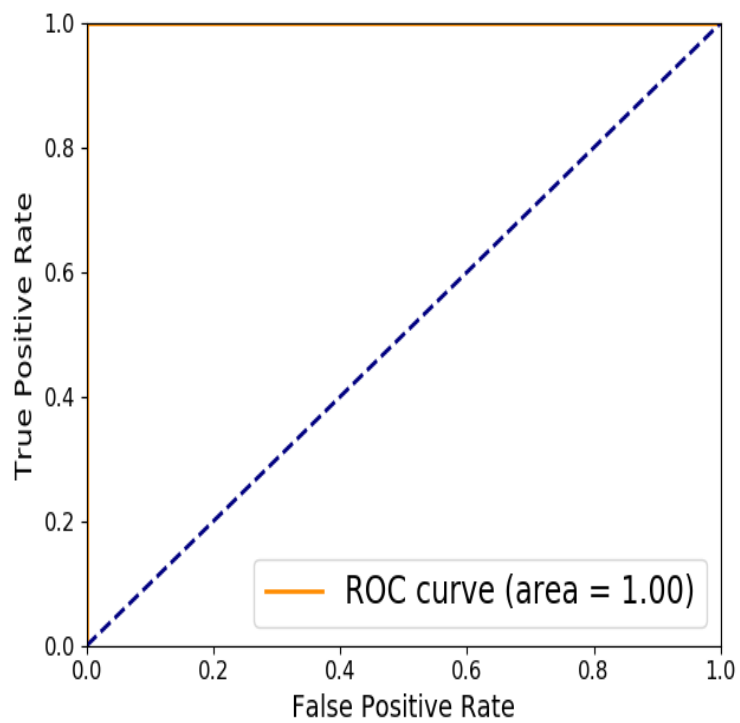
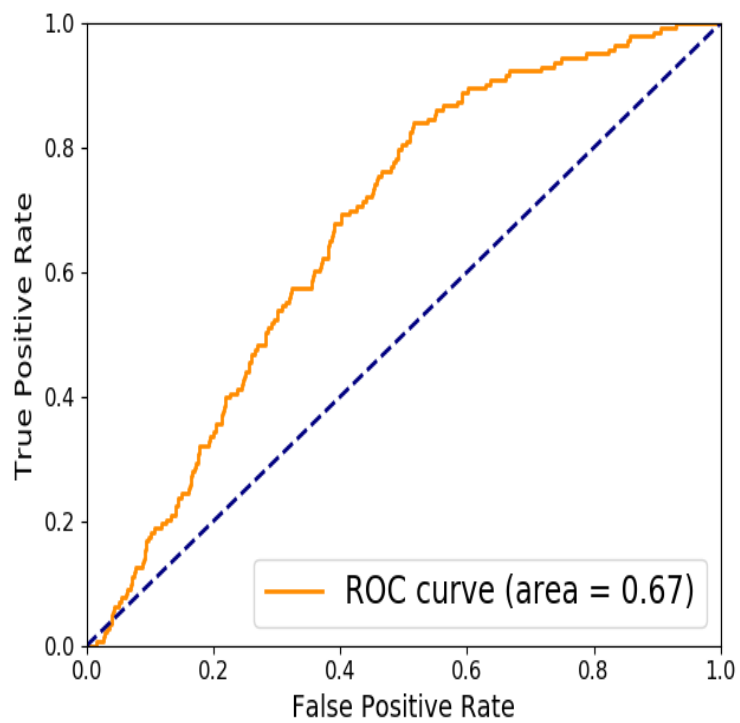


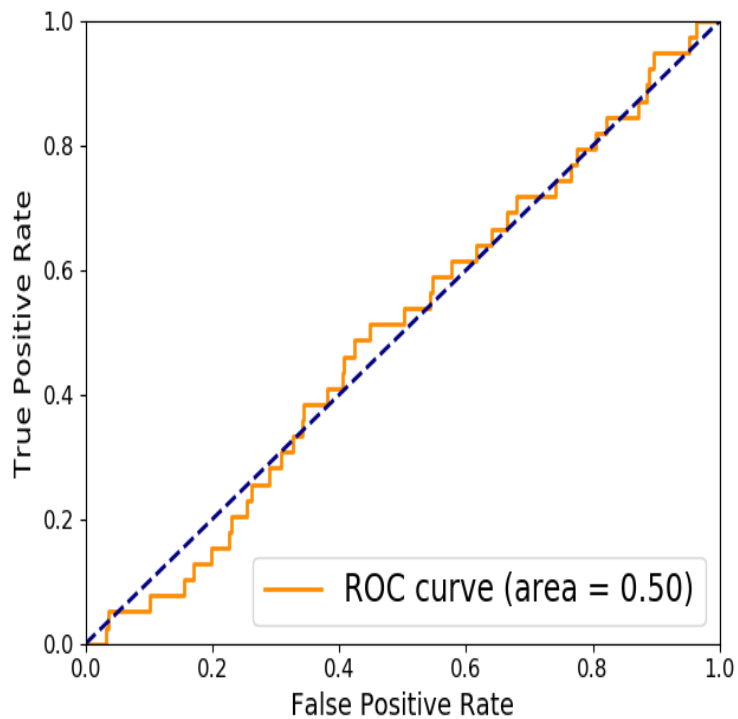
Diffusion ROC from fGOnly_tOverlap STRING10_combined.png



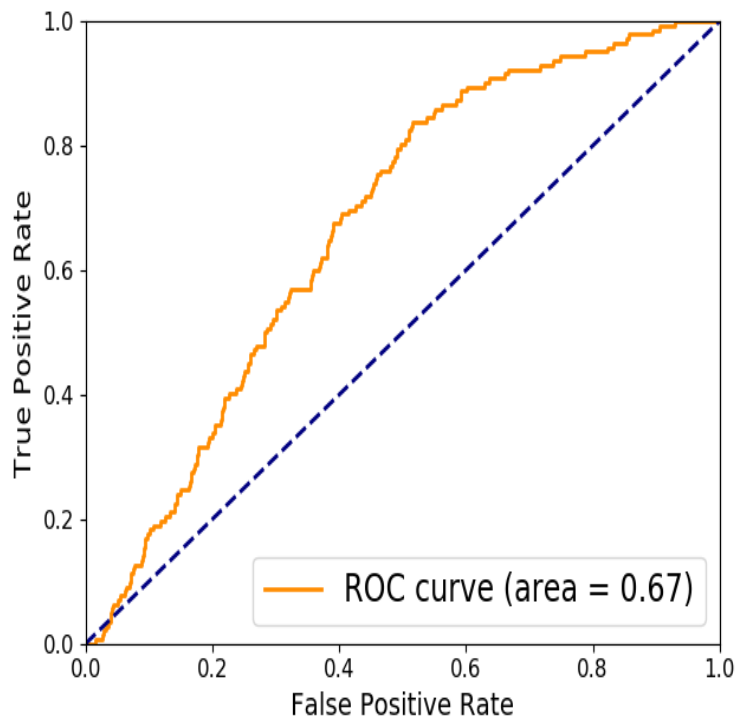
Diffusion ROC from fTestOnly_tGS STRING10_combined.png



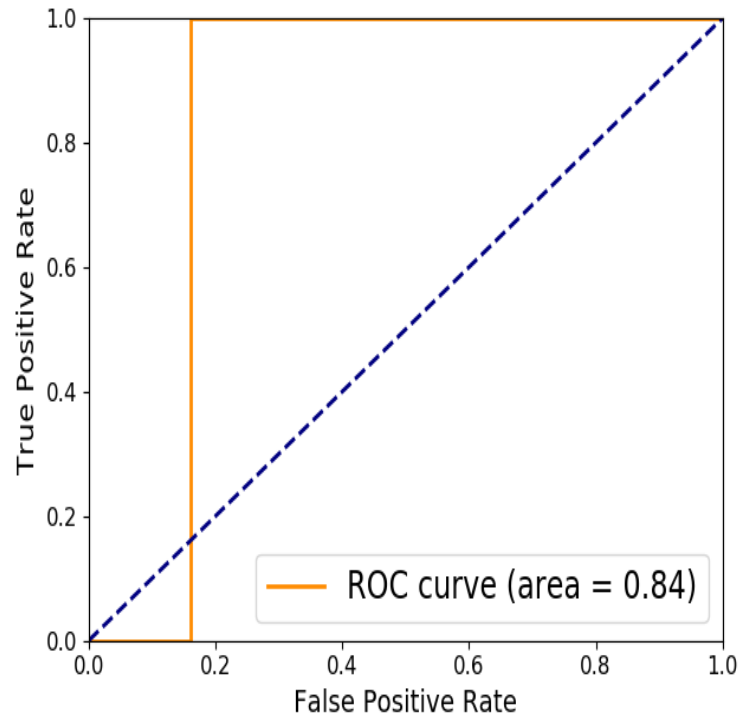
Diffusion ROC from fGOnly_tTestOnly STRING10_combined.png



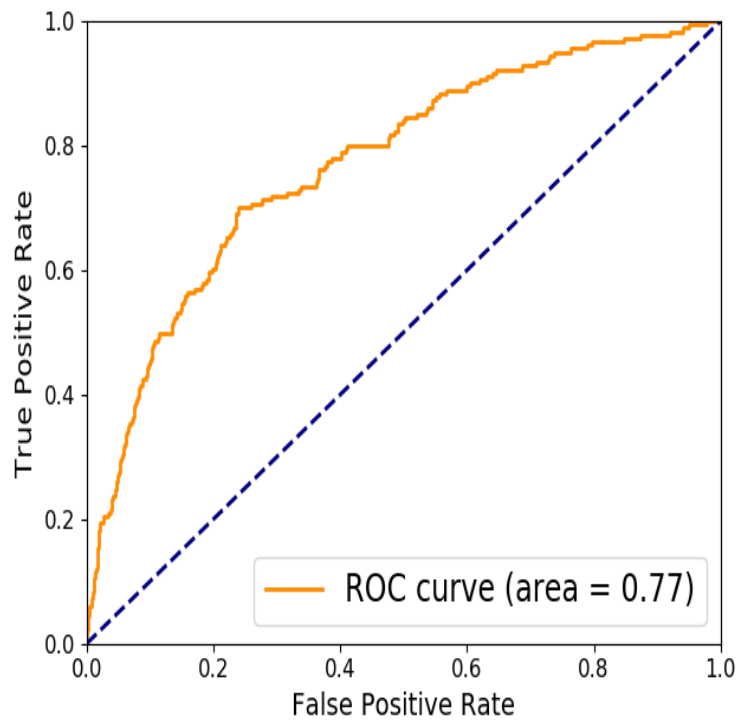
Diffusion ROC from fTestOnly_tGOnly STRING10_combined.png



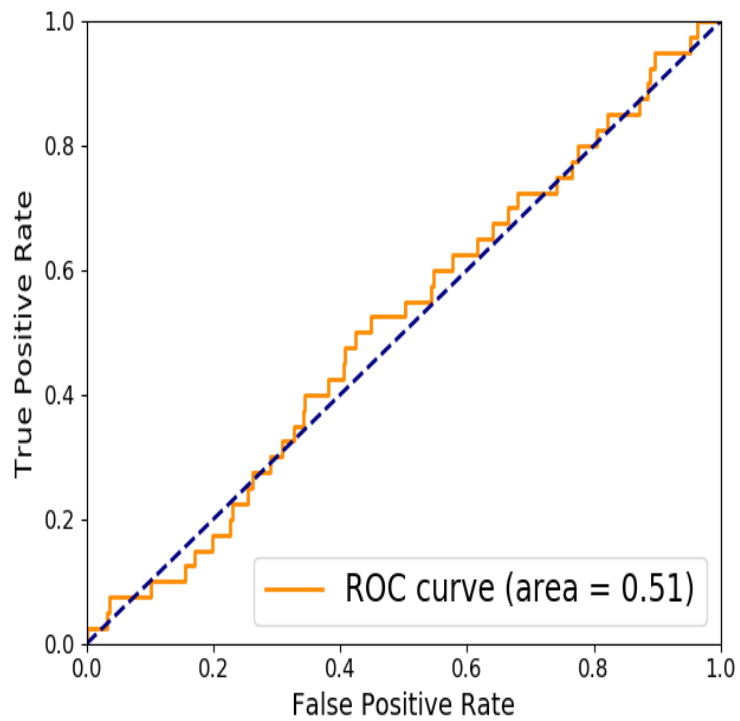
Diffusion ROC from fTestOnly_tOverlap STRING10_combined.png



Diffusion ROC from fOverlap_tOnlies STRING10_combined.png



Diffusion ROC from fGOnly_tTest STRING10_combined.png



Diff_FROM	Diff_TO	AUC	Zt_wdegre	Zt	Zf_wdegre	Zf
GS_only	Test_only	0.500	-0.158	-0.027	-0.057	0.346
Test_only	GS_only	0.673	-0.005	6.633	-0.058	0.020
GS_only	Overlap	1.000	4.0580827	1.6939807	1.3825492	1.459221
		16203047	562491276	8510183	10929764	
		(invalid)	(invalid)	(invalid)	9 (invalid)	
GS_only	Test	0.513	-0.213	0.169	0.136	0.517
Test_only	Overlap	0.839	0.3445260	1.1299309	-0.126845	0.179870
		580622582	277380605	899419609	24355544	
		(invalid)	(invalid)	75	16 (invalid)	
		(invalid)	(invalid)	(invalid)	(invalid)	
Test_only	GS	0.675	0.029	7.619	-0.178	0.143
Overlap	Onlies	0.773	9.715	14.195	6.7627776	2.791
				22515546		
				(invalid)		

**	#Mapped	#Total	Not mapped genes
GS	142	157	LINC02227;TERC;EEF1AKMT3;ND2;RNR2;AFG1 N/A
			L;LINC01237;PPP1R26-AS1;ADA2;LOC105375
			494;LOC107987209;LOC100631378;ATP8;ND5
			;LOC105378102
Test_only	39	39	N/A
Overlap	1	1	APOE

(end of file)