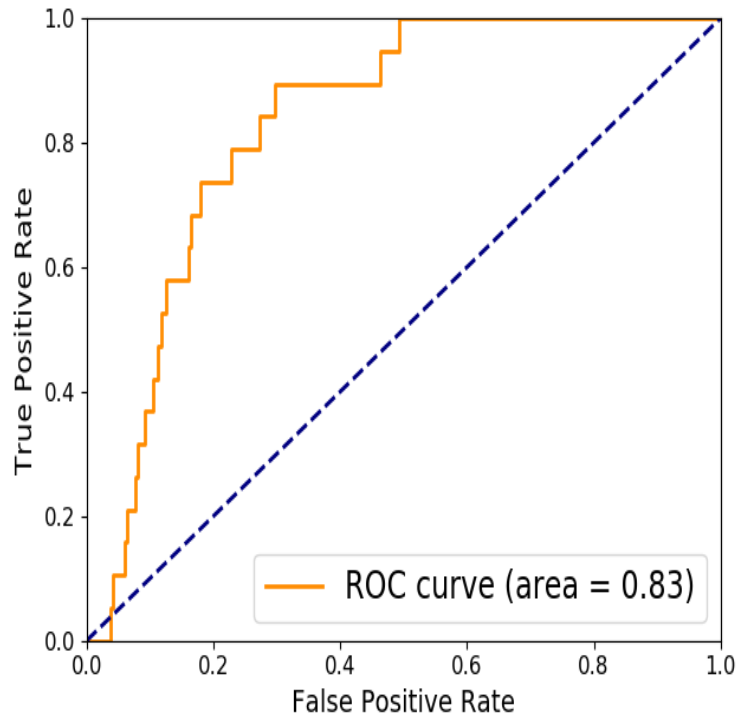
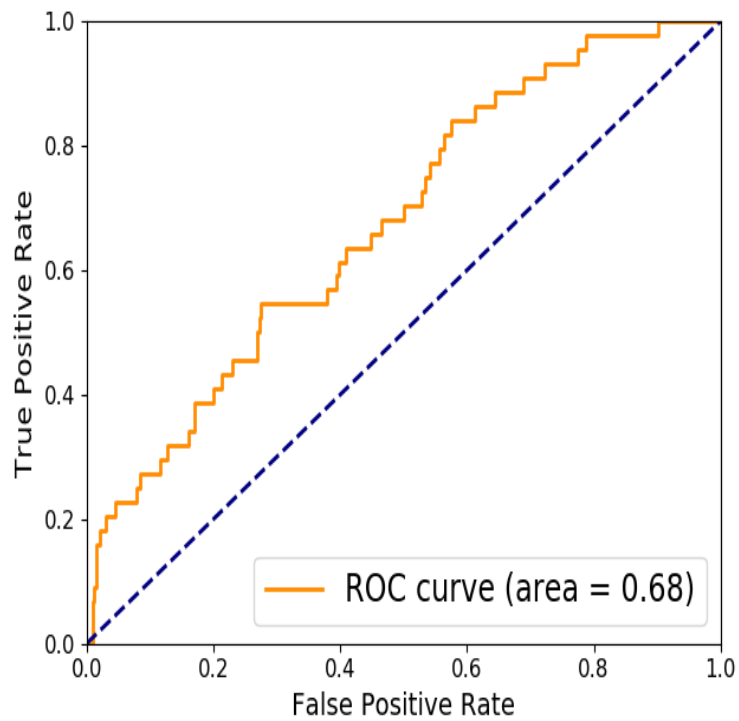


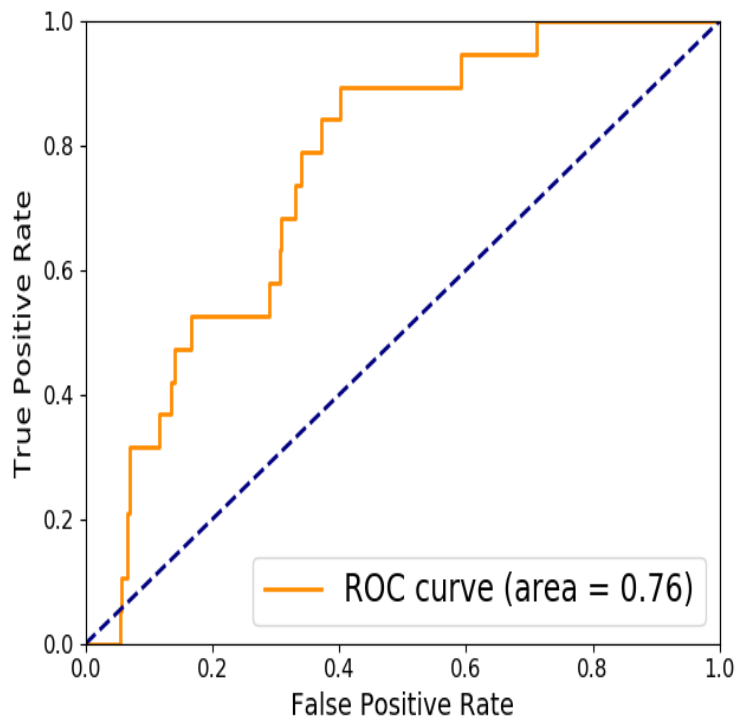
Diffusion ROC from fGOnly_tOverlap STRING10_combined.png



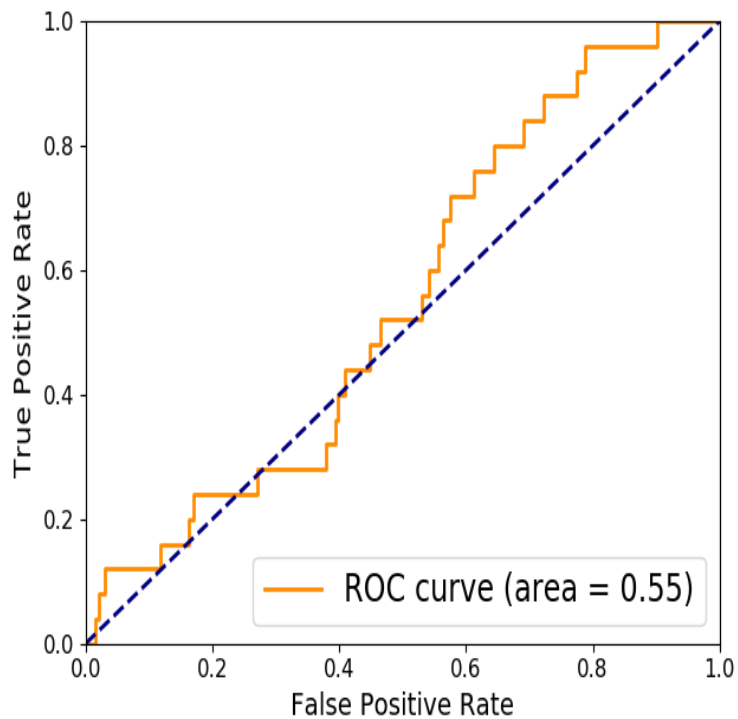
Diffusion ROC from fTestOnly_tGS STRING10_combined.png



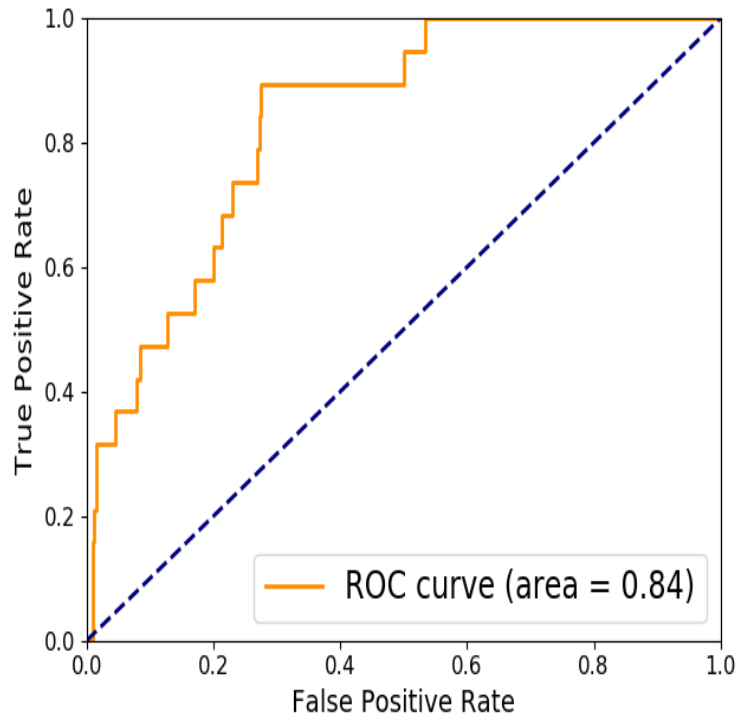
Diffusion ROC from fGOnly_tTestOnly STRING10_combined.png



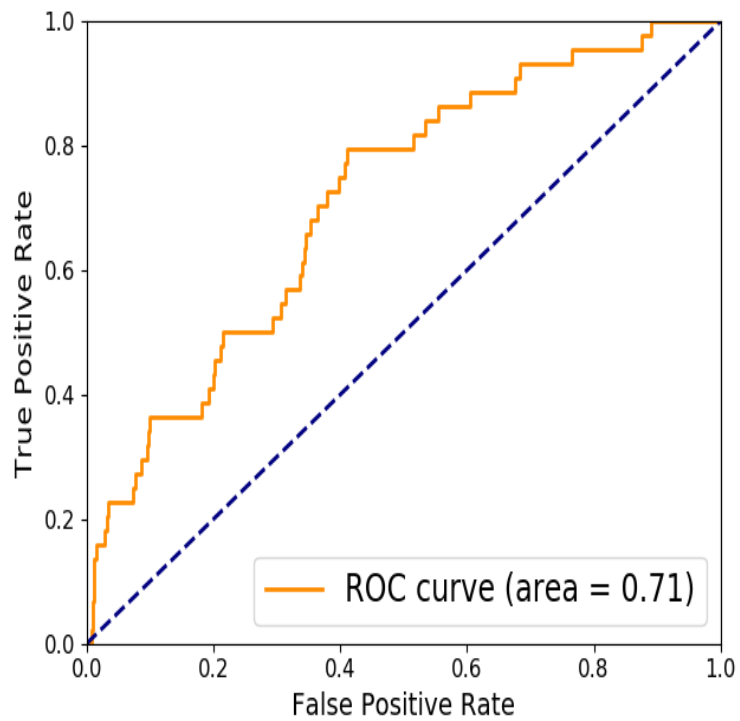
Diffusion ROC from fTestOnly_tGOnly STRING10_combined.png



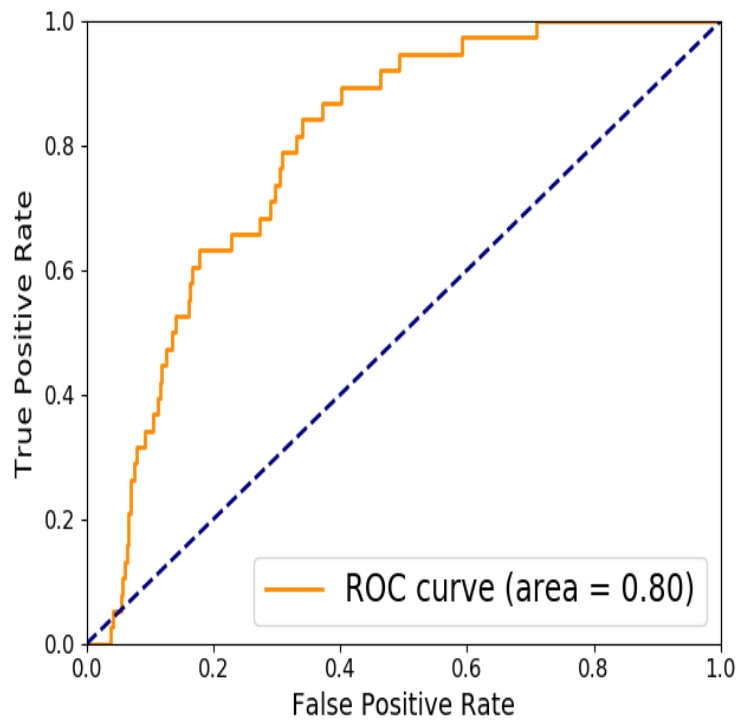
Diffusion ROC from fTestOnly_tOverlap STRING10_combined.png



Diffusion ROC from fOverlap_tOnlies STRING10_combined.png



Diffusion ROC from fGOnly_tTest STRING10_combined.png



Diff_FROM	Diff_TO	AUC	Zt_wdegree	Zt	Zf_wdegree	Zf
GS_only	Test_only	0.758	2.929	3.810	2.33138980	1.690
			42038357			
			(invalid)			
Test_only	GS_only	0.553	0.39467745	0.823	-0.0563009	0.11761909
			98034851		2126233688	53865929
			(invalid)	(invalid)	(invalid)	
GS_only	Overlap	0.833	4.548	5.059	1.56561704	1.963
					63693035	
					(invalid)	
GS_only	Test	0.796	4.60538317	6.818	2.39358144	1.960
			2809893		05164693	
			(invalid)	(invalid)		
Test_only	Overlap	0.838	4.648	4.923	1.722	1.579
Test_only	GS	0.676	3.569	3.820	1.240	1.289
Overlap	Onlies	0.714	4.147	5.264	2.695	1.894

**	#Mapped	#Total	Not mapped genes
GS	25	29	MT-RNR2;PRSS3P2;RP11- N/A
			331F4.4;MTATP6P1;PNLI
			PRP2;PRSS3P1
Test_only	19	29	IGKJ5;IGHA1;IGHG2;IGH N/A
			J4;MTATP6P1;IGKV3-20;
			IGHM;MT-RNR2;IGKJ3;IG
			HG1;IGKJ4;MT-RNR1
Overlap	19	21	MT-RNR2;MTATP6P1 MT-ND5;MT-CO2;MT-
			RNR2;EEF1A1;RPS18;MT-
			CO1;MT-ND1;MT-ND6;MT-
			ATP8;MT-ND4;MT-ND4L;R
			PS12;MTATP6P1;RPS2;TP
			T1;MT-CO3;MT-ND2;MT-
			CYB;RPL13A;MT-ATP6
			;MT-ND3

(end of file)