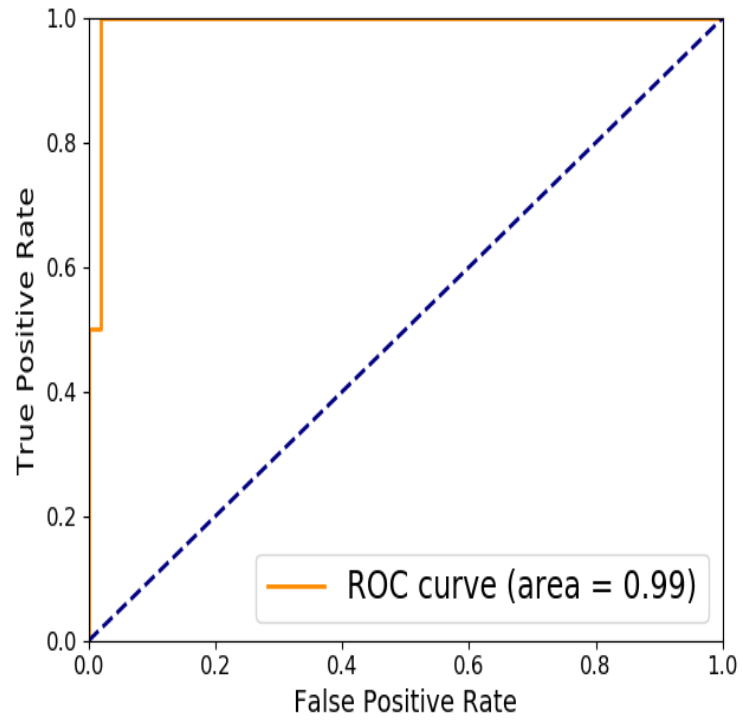
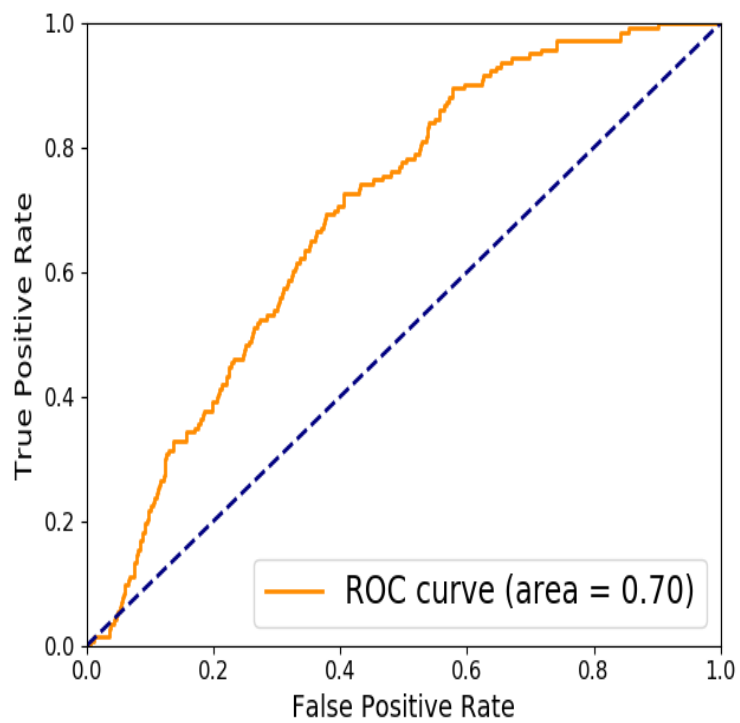


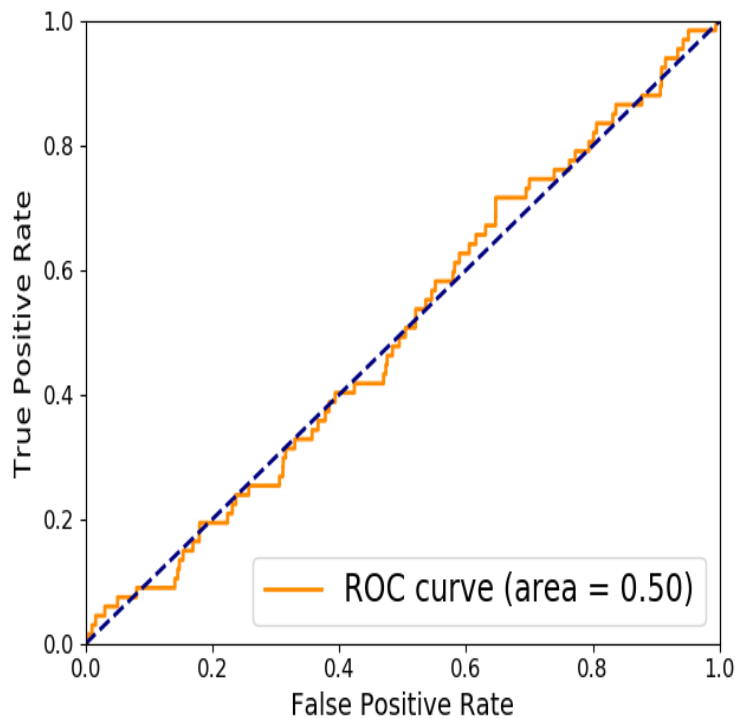
# Diffusion ROC from fGOnly\_tOverlap STRING10\_combined.png



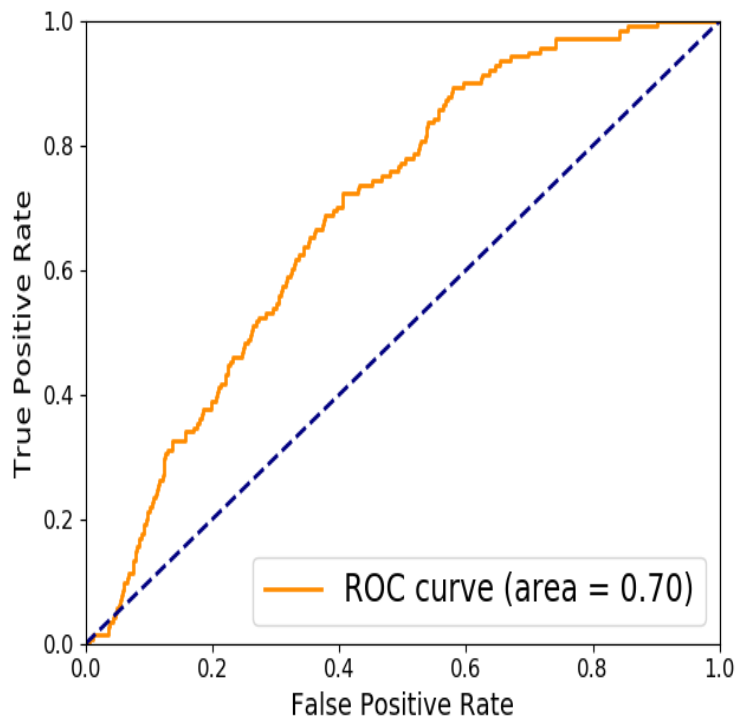
## Diffusion ROC from fTestOnly\_tGS STRING10\_combined.png



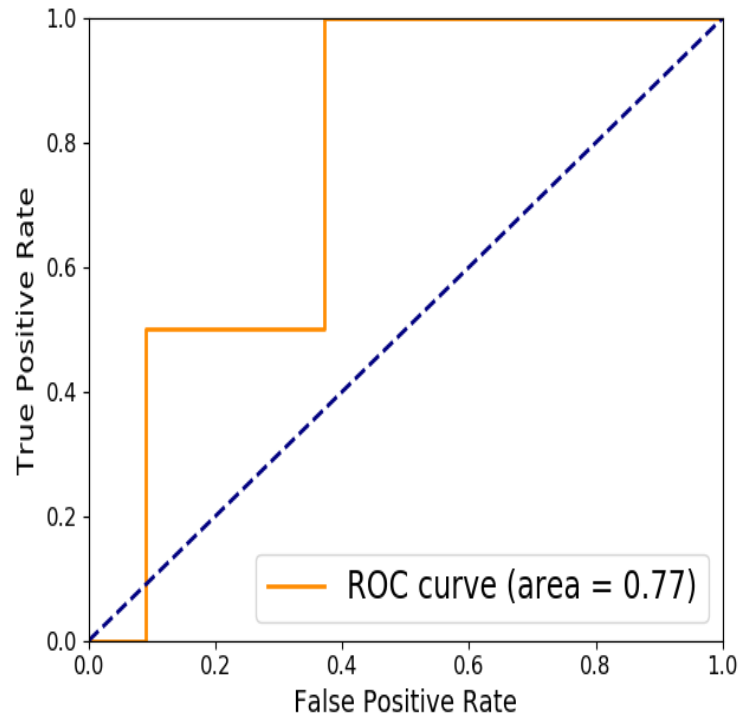
# Diffusion ROC from fGOnly\_tTestOnly STRING10\_combined.png



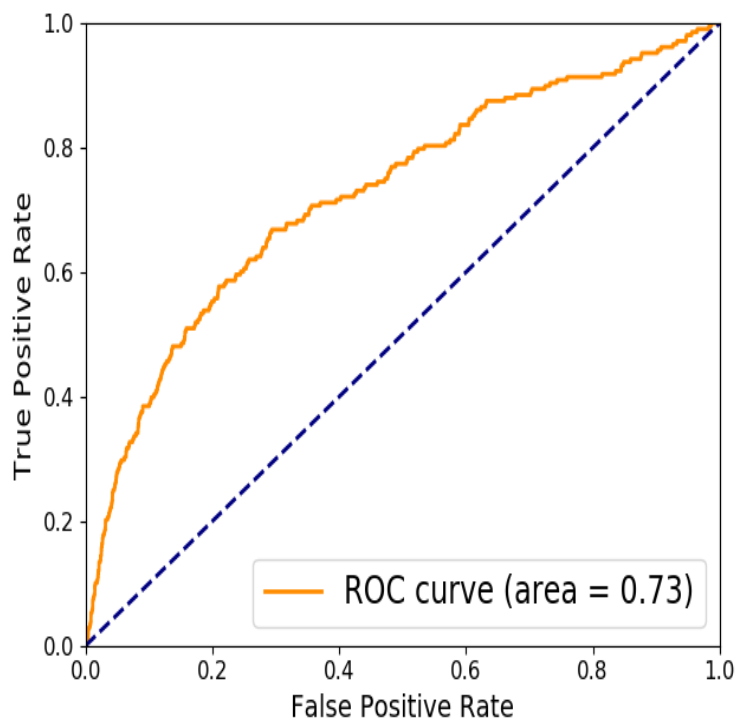
# Diffusion ROC from fTestOnly\_tGOnly STRING10\_combined.png



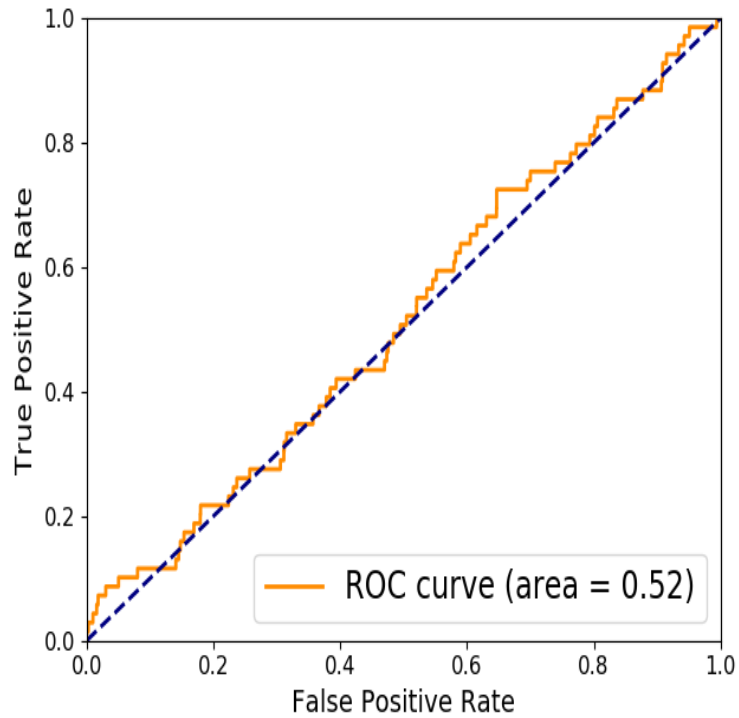
# Diffusion ROC from fTestOnly\_tOverlap STRING10\_combined.png



## Diffusion ROC from fOverlap\_tOnlies STRING10\_combined.png



# Diffusion ROC from fGOnly\_tTest STRING10\_combined.png



Diff_FROM	Diff_TO	AUC	Zt_wdegree	Zt	Zf_wdegree	Zf
GS_only	Test_only	0.503	0.292	0.128	0.940	0.196
Test_only	GS_only	0.696	2.96733481	8.639	1.645	1.429
		9246093				
		(invalid)				
GS_only	Overlap	0.991	4.65606421	2.707	1.36861830	2.026
		5557166		0563798		
		(invalid)		(invalid)		
GS_only	Test	0.517	0.489	0.593	1.076	0.382
Test_only	Overlap	0.769	-0.6451272	1.375	0.211	-0.032
		263190877				
		(invalid)				
Test_only	GS	0.697	3.271	7.174	1.796	1.370
Overlap	Onlies	0.726	8.17097047	10.189	9.07965599	2.5822668
		2734325		9403919	801645876	
		(invalid)		(invalid)	(invalid)	

**	#Mapped	#Total	Not mapped genes
GS	141	156	AFG1L;ADA2;LOC105378102;TERC;ATP   N/A
			8;LOC100631378;LINC02227;ND5;LOC
			105375494;RNR2;ND2;PPP1R26-AS1;L
			OC107987209;EEF1AKMT3;LINC01237
Test_only	67	70	KRTAP10.9;KMT2C;PRR3   N/A
Overlap	2	2	APOE;NR3C1

(end of file)