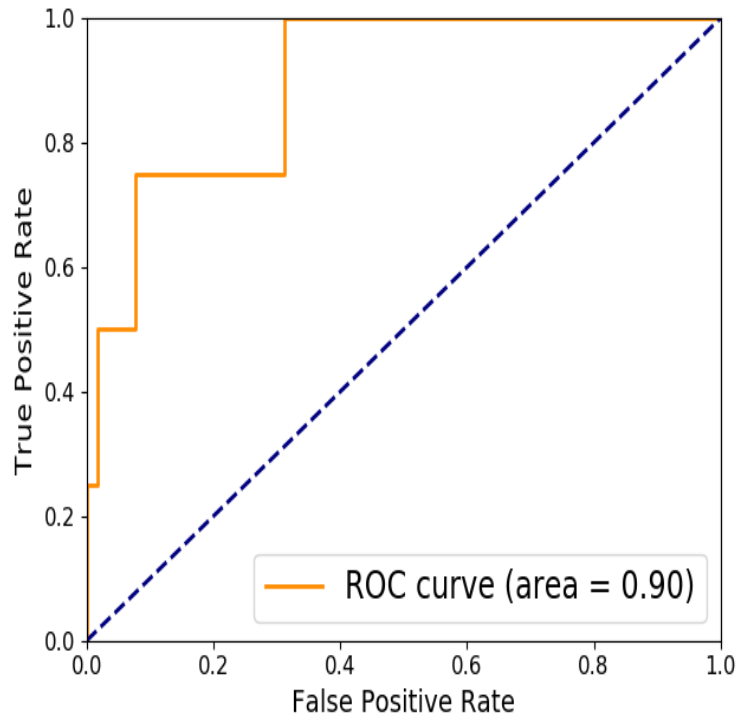
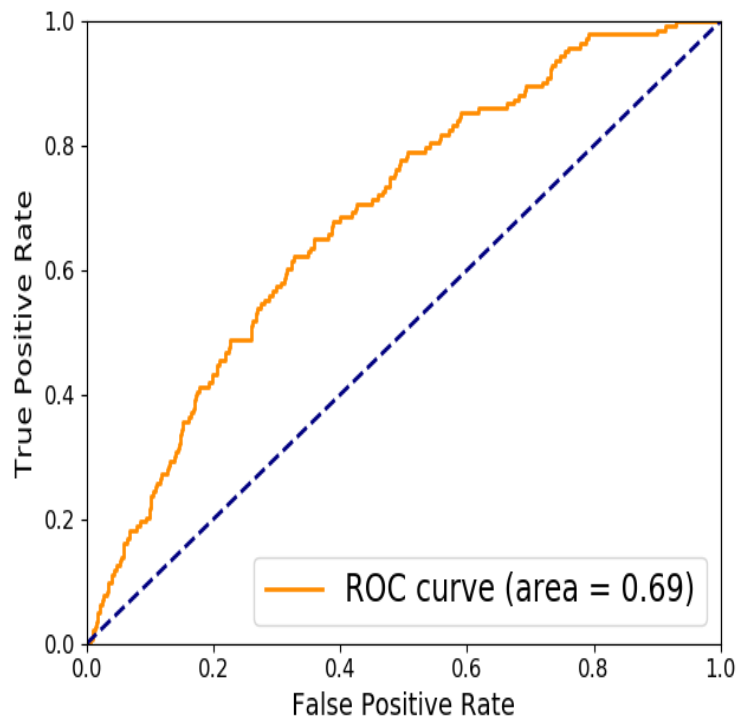


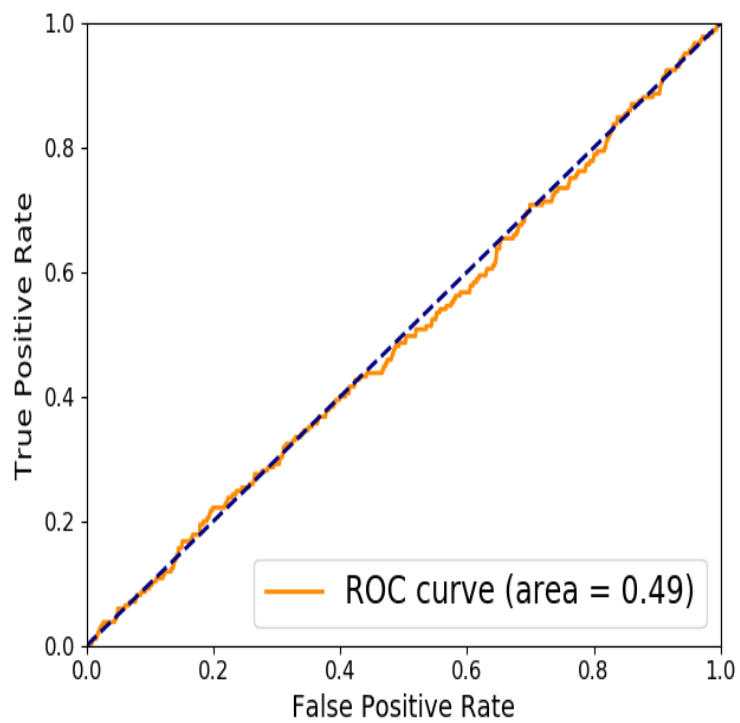
Diffusion ROC from fGOnly_tOverlap STRING10_combined.png



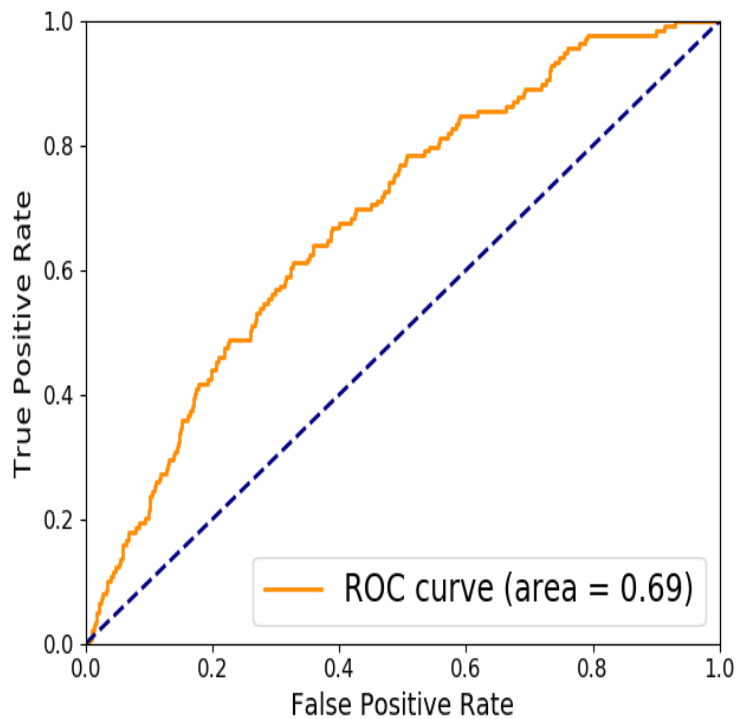
Diffusion ROC from fTestOnly_tGS STRING10_combined.png



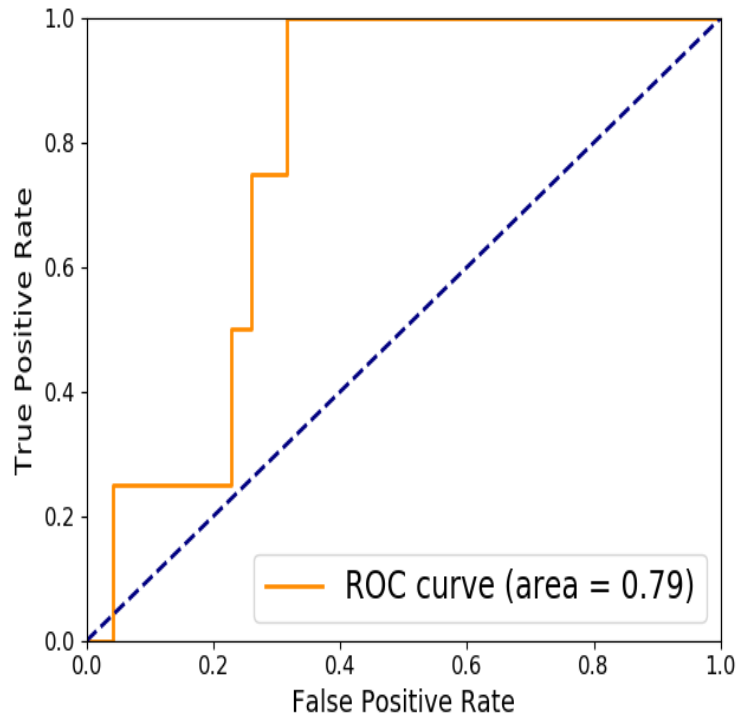
Diffusion ROC from fGOnly_tTestOnly STRING10_combined.png



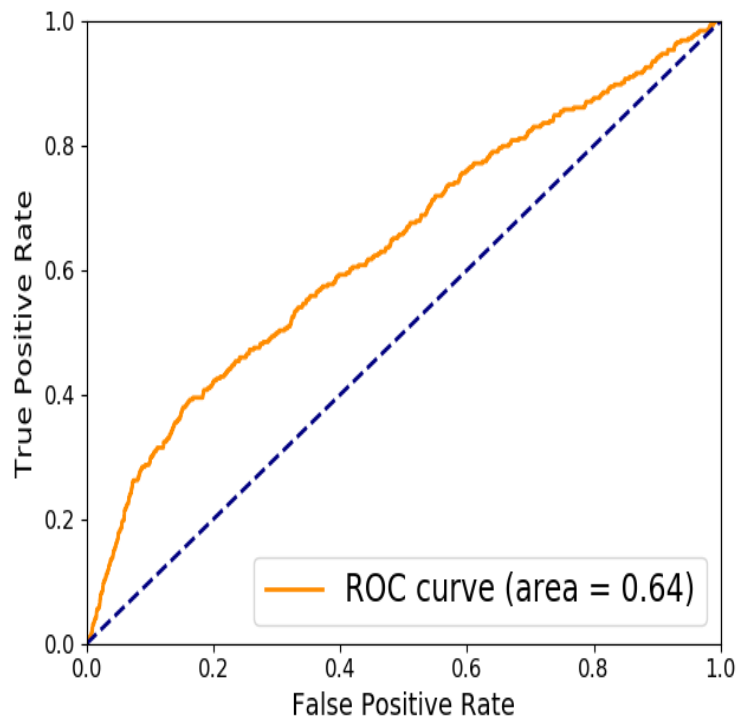
Diffusion ROC from fTestOnly_tGOnly STRING10_combined.png



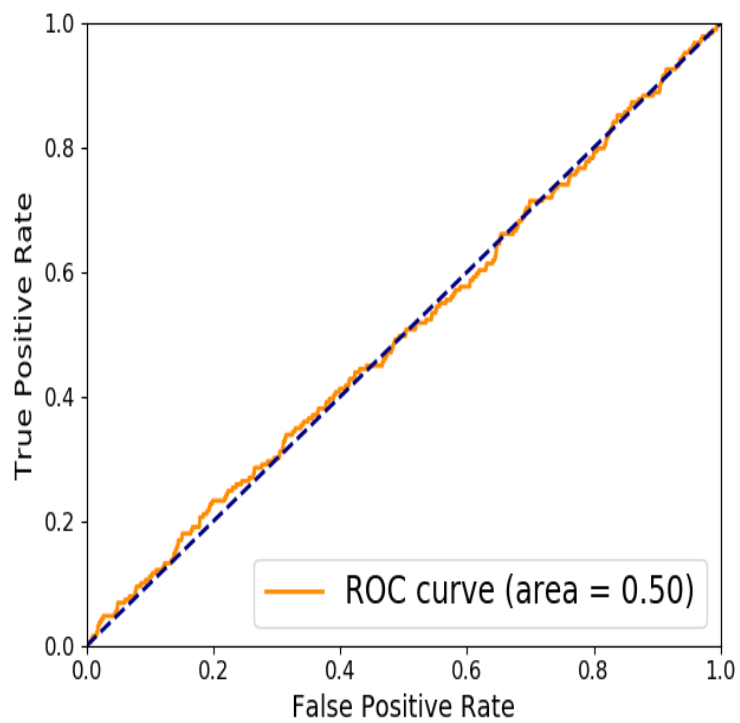
Diffusion ROC from fTestOnly_tOverlap STRING10_combined.png



Diffusion ROC from fOverlap_tOnlies STRING10_combined.png



Diffusion ROC from fGOnly_tTest STRING10_combined.png



Diff_FROM	Diff_TO	AUC	Zt_wdegre	Zt	Zf_wdegre	Zf
		e		e		
GS_only	Test_only	0.494	-0.543583	-0.126	0.4341096	0.221
		444207218		694301812		
		7	(invalid)			
		(invalid)				
Test_only	GS_only	0.687	1.971	7.073	0.545	0.347673
				13955142		
				093 (inv		
				alid)		
GS_only	Overlap	0.898	3.636	3.0436555	2.525	3.391
			979613256			
			(invalid)			
GS_only	Test	0.503	-0.141	0.269	1.074	0.504
Test_only	Overlap	0.789	1.225	2.127	1.723	1.645
Test_only	GS	0.689	2.020	6.766	0.634	0.461
Overlap	Onlies	0.639	5.493	8.920	4.903	2.725

**	#Mapped	#Total	Not mapped genes
GS	139	154	EEF1AKMT3;ND2;LINC012 N/A
			37;RNR2;ADA2;LOC10537
			5494;LINC02227;TERC;P
			PP1R26-AS1;LOC1006313
			78;ND5;LOC107987209;L
			OC105378102;ATP8;AFG1
			L
Test_only	185	196	PRR3;43722;KMT2E;KMT2 N/A
			B;KRTAP10.9;LY6G5B;MI
			CU2;DRC1;KMT2C;RDH13;
			OR8G5
Overlap	4	4	APOE;SSTR3;NR3C1;AGER

(end of file)