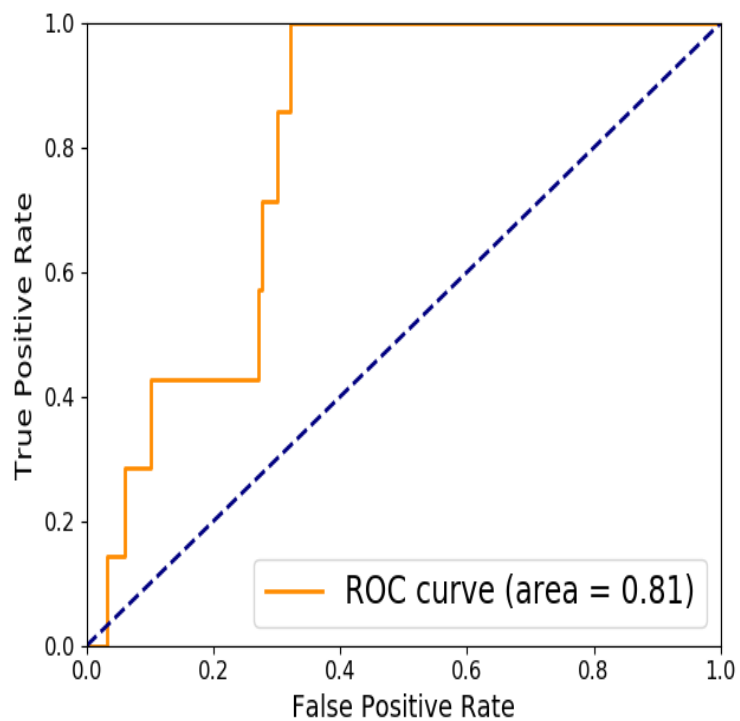
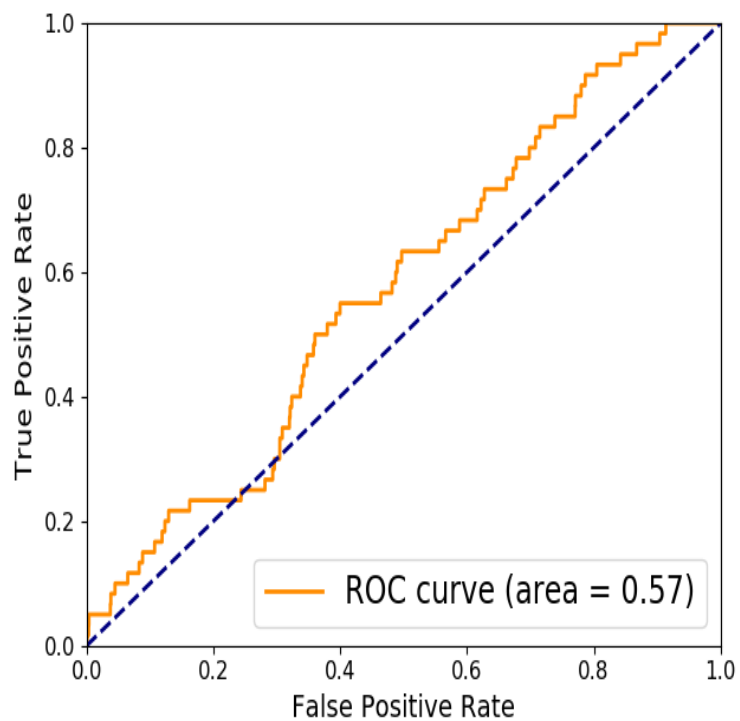


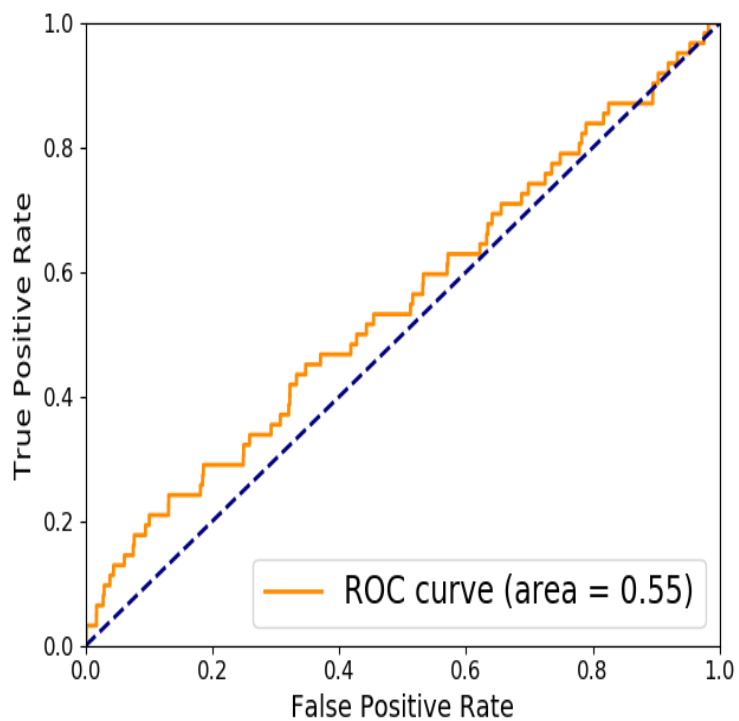
Diffusion ROC from fGOnly_tOverlap STRING10_combined.png



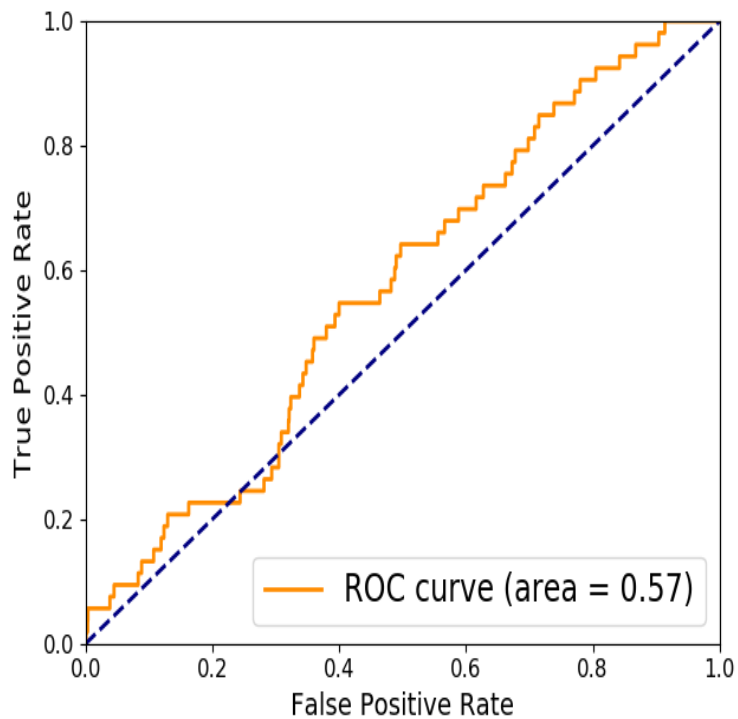
Diffusion ROC from fTestOnly_tGS STRING10_combined.png



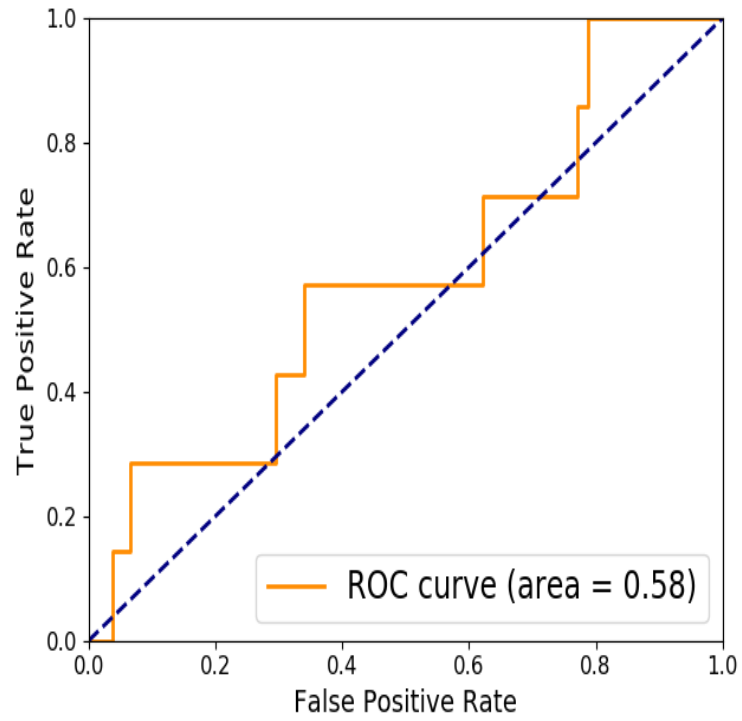
Diffusion ROC from fGOnly_tTestOnly STRING10_combined.png



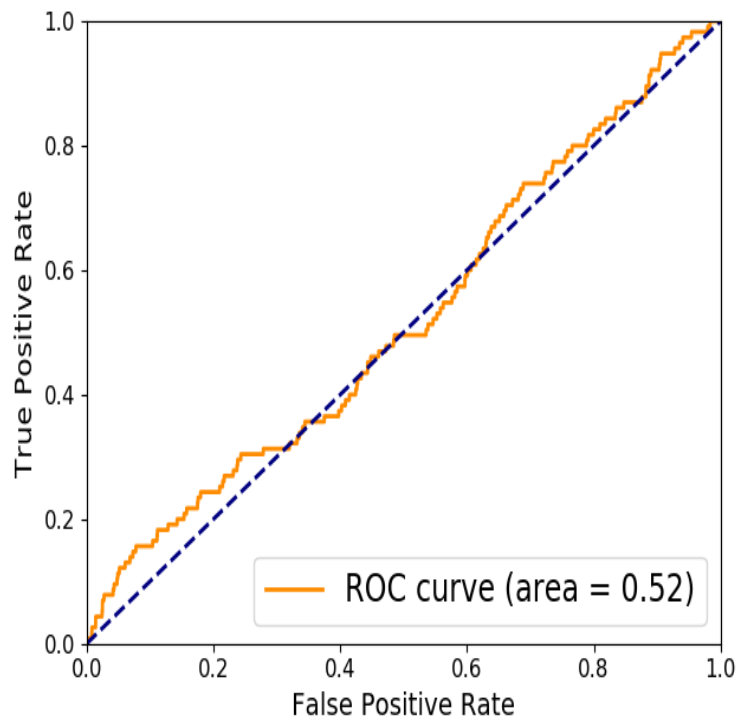
Diffusion ROC from fTestOnly_tGOnly STRING10_combined.png



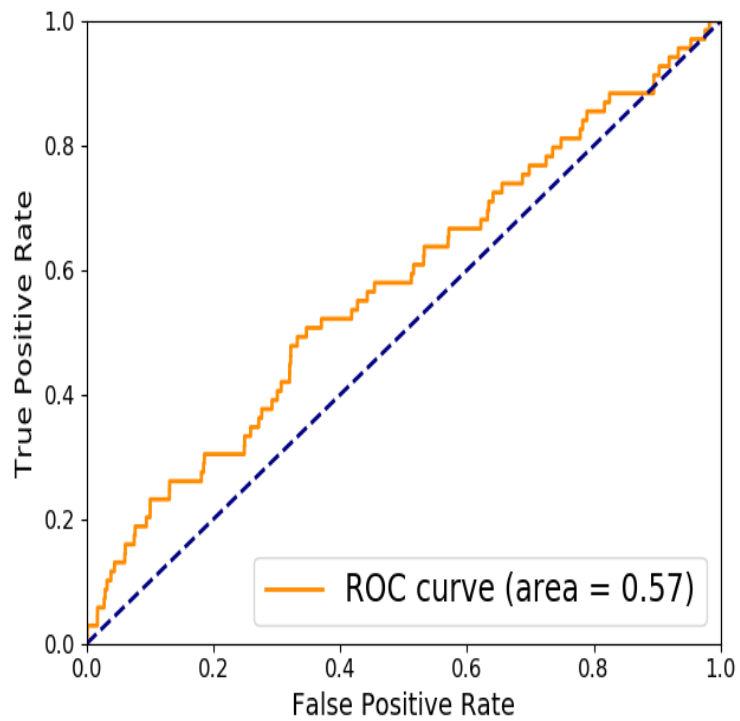
Diffusion ROC from fTestOnly_tOverlap STRING10_combined.png



Diffusion ROC from fOverlap_tOnlies STRING10_combined.png



Diffusion ROC from fGOnly_tTest STRING10_combined.png



Diff_FROM	Diff_TO	AUC	Zt_wdegree	Zt	Zf_wdegree	Zf
GS_only	Test_only	0.549	1.102	1.240	1.516	1.571
Test_only	GS_only	0.573	1.902	2.076	1.645	2.128
GS_only	Overlap	0.805	3.134	2.659	3.046	3.293
GS_only	Test	0.575	2.080	2.099	2.050	2.743
Test_only	Overlap	0.583	0.211	0.718	0.261	0.245
Test_only	GS	0.574	2.236	2.210	1.470	2.151
Overlap	Onlies	0.520	0.847	0.785	1.521	1.371

**	#Mapped	#Total	Not mapped genes
GS	53	57	;GRXCR2;WDR52;C19orf4 N/A
		5	
Test_only	62	65	KMT2C;KRTAP10.9;PRR3 N/A
Overlap	7	7	CYP2W1;OR51B4;DDX51;K IF25;HS3ST6;SLAMF1;AT P10D

(end of file)