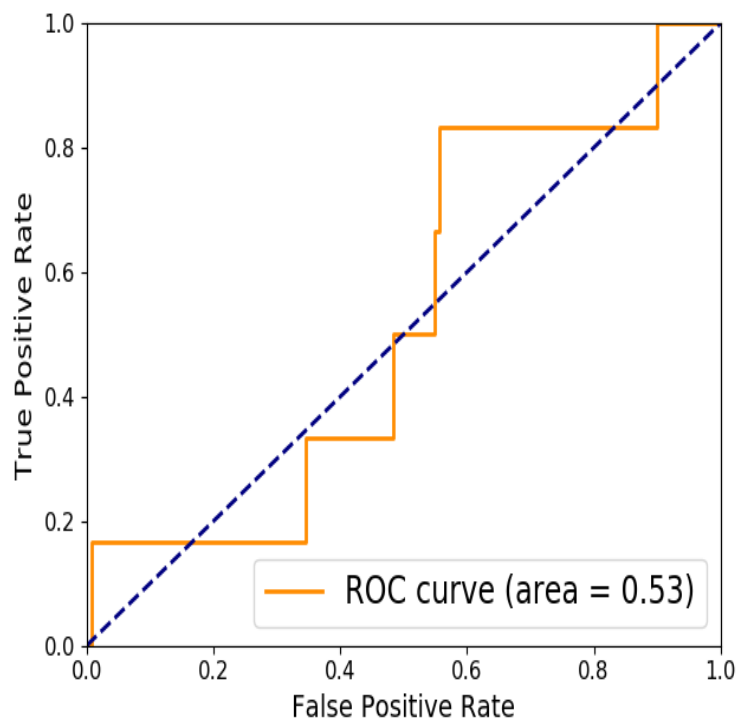
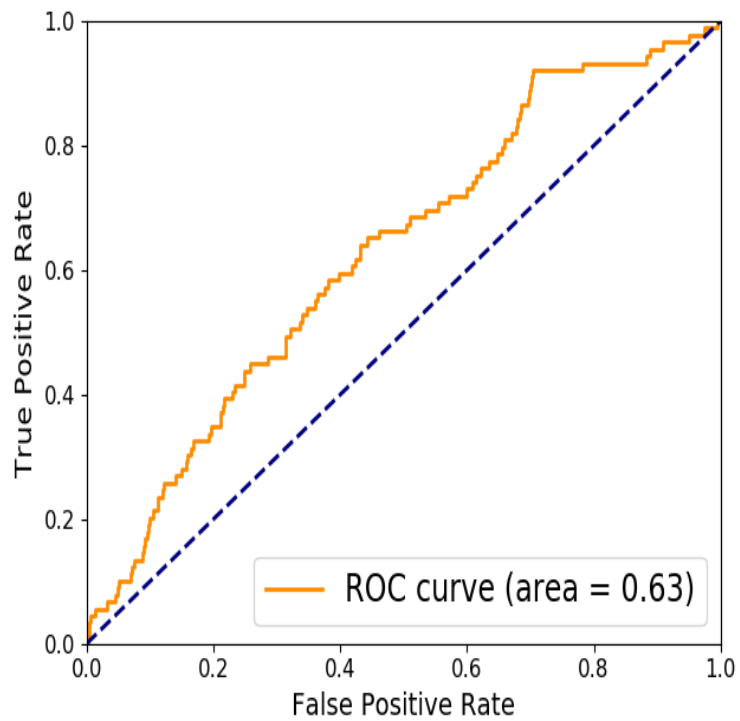


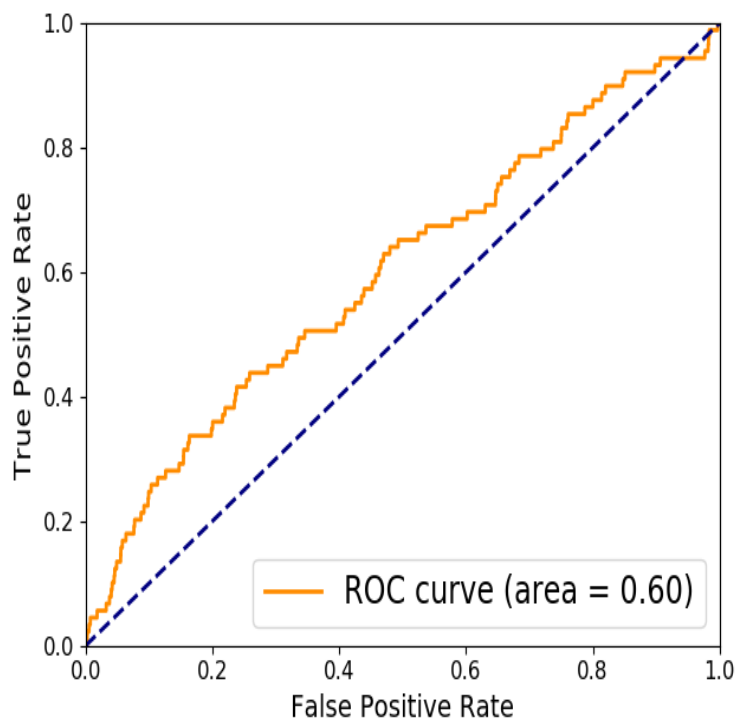
Diffusion ROC from fGOnly_tOverlap STRING10_combined.png



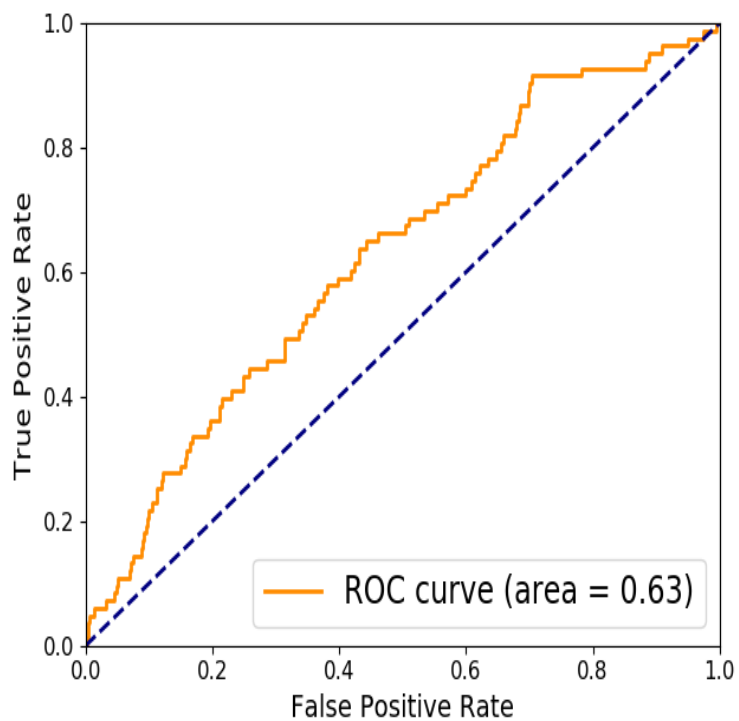
Diffusion ROC from fTestOnly_tGS STRING10_combined.png



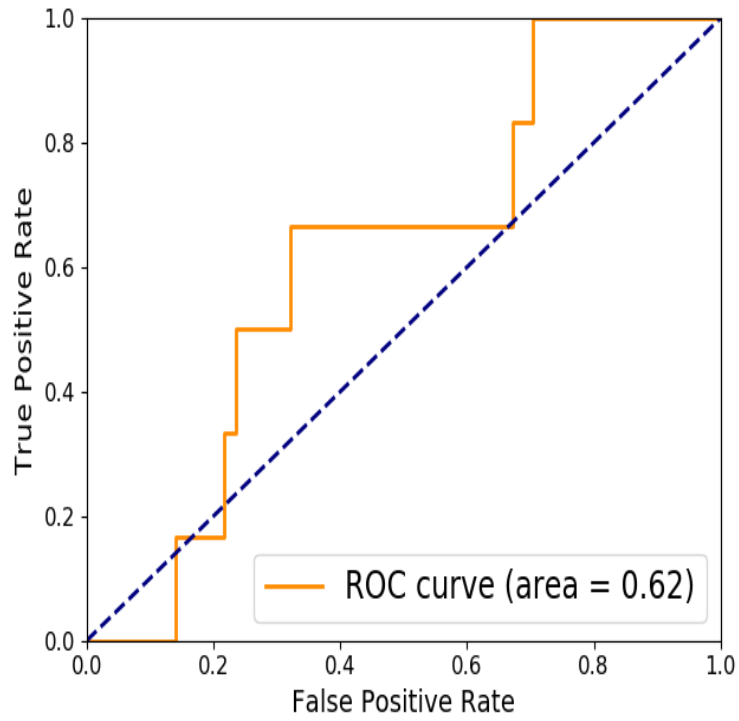
Diffusion ROC from fGOnly_tTestOnly STRING10_combined.png



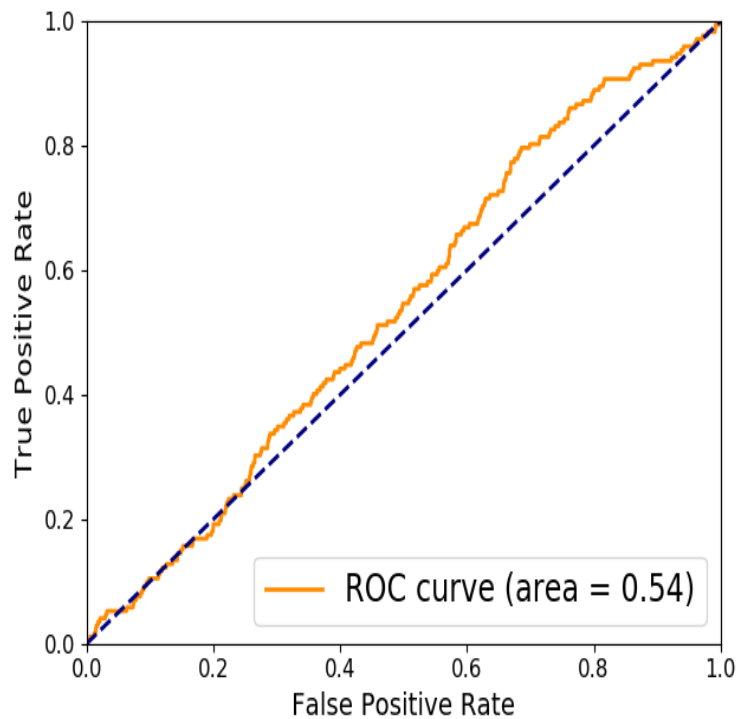
Diffusion ROC from fTestOnly_tGOnly STRING10_combined.png



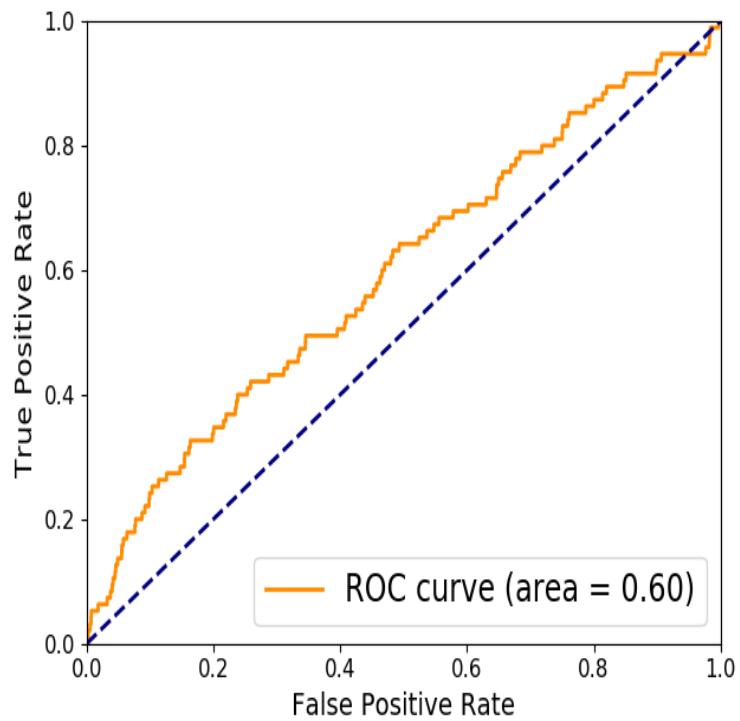
Diffusion ROC from fTestOnly_tOverlap STRING10_combined.png



Diffusion ROC from fOverlap_tOnlies STRING10_combined.png



Diffusion ROC from fGOnly_tTest STRING10_combined.png



Diff_FROM	Diff_TO	AUC	Zt_wdegree	Zt	Zf_wdegree	Zf
GS_only	Test_only	0.600	2.986	3.013	4.072	3.731
Test_only	GS_only	0.630	4.109	4.638	4.005	4.066
GS_only	Overlap	0.527	0.750	0.070	0.6687605763	0.349
				017574		
				(invalid)		
GS_only	Test	0.595	2.893	3.146	4.020	3.101
Test_only	Overlap	0.618	1.765	1.267	1.257	1.689
Test_only	GS	0.629	4.09014639860	4.621	4.425	3.802
			7735			
			(invalid)			
Overlap	Onlies	0.539	-0.242	1.878	0.825	0.427

**	#Mapped	#Total	Not mapped genes
GS	83	93	RSPH10B.RSPH10B2;KRTA N/A
			P9.4;HLA.B;C10orf71;1
			4-Sep;KRTAP1.3;HLA.DP
			B1;C1orf173;CTAGE15;T
			RIM74.TRIM73;OR9G1.OR
			9G9
Test_only	89	93	LENG9;WDR52;DNAH12;RI N/A
			MBP3C.RIMBP3B;HLA.B
Overlap	6	7	HLA.B RAET1L;OR2W3;LRRC66;A
			DAM29;HLA.B;AK2;NCOA1

(end of file)