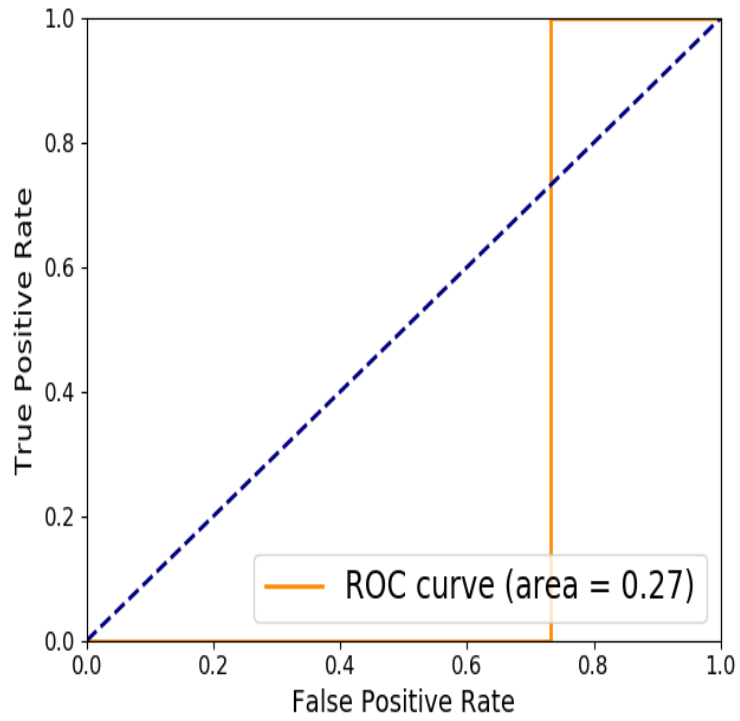
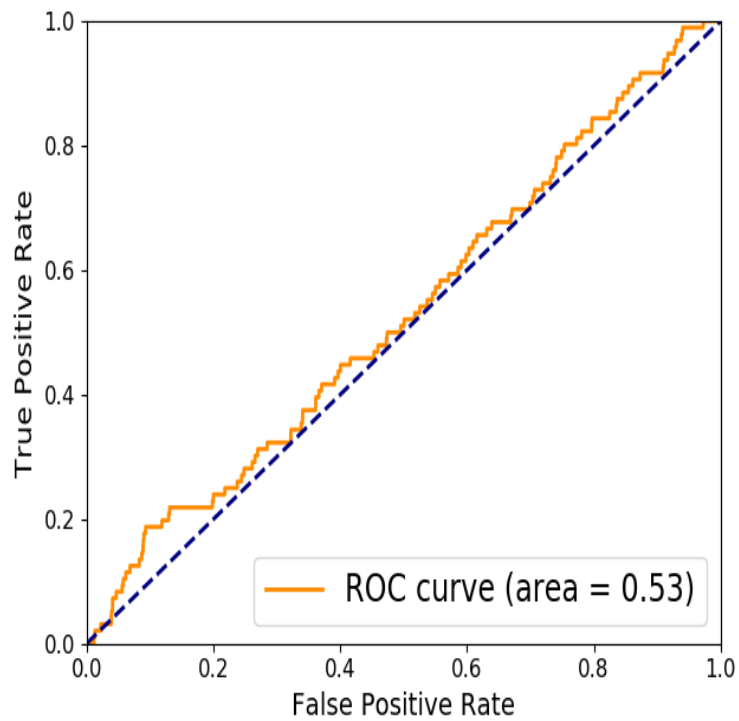


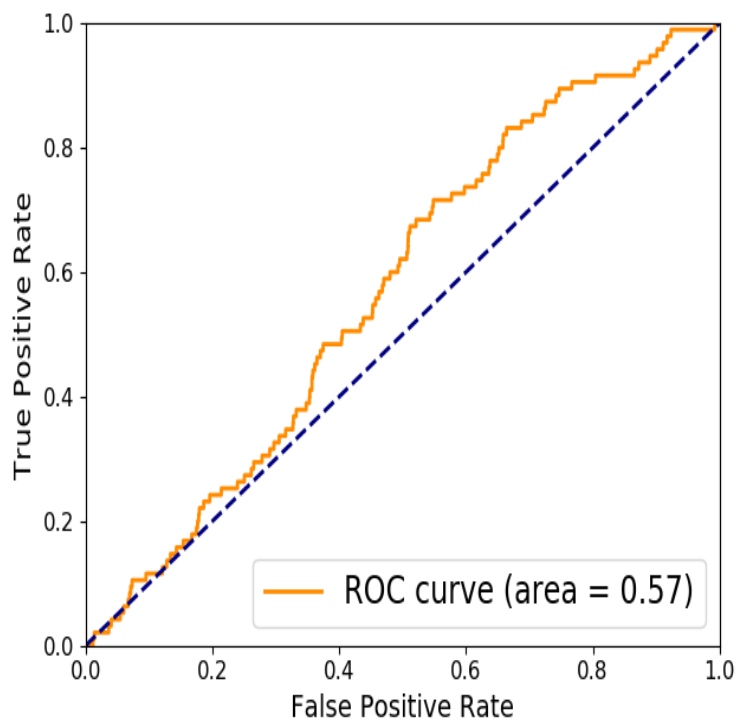
Diffusion ROC from fGOnly_tOverlap STRING10_combined.png



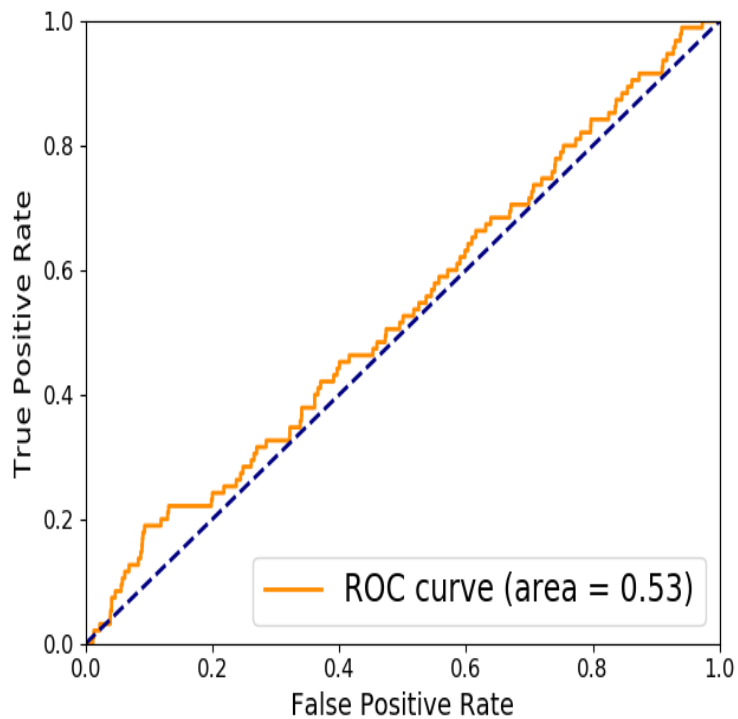
Diffusion ROC from fTestOnly_tGS STRING10_combined.png



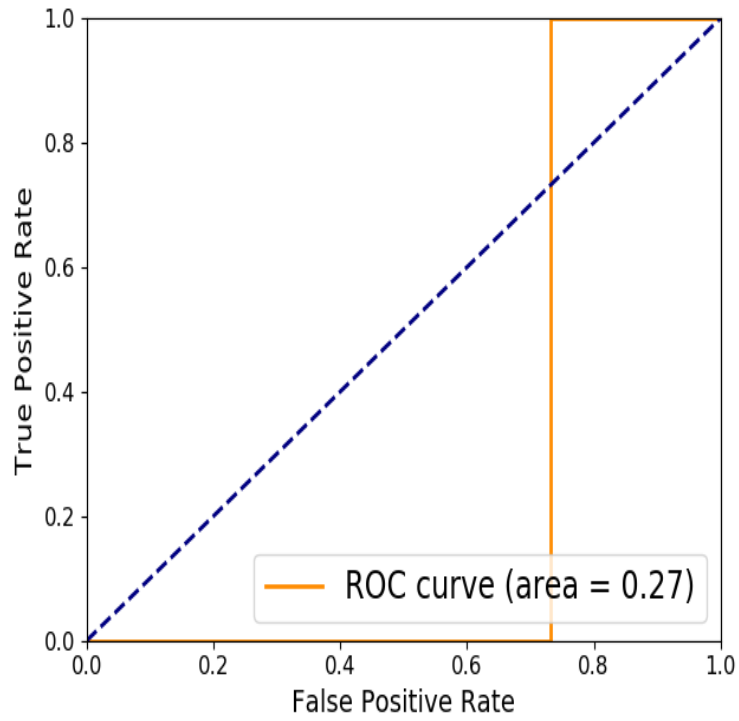
Diffusion ROC from fGOnly_tTestOnly STRING10_combined.png



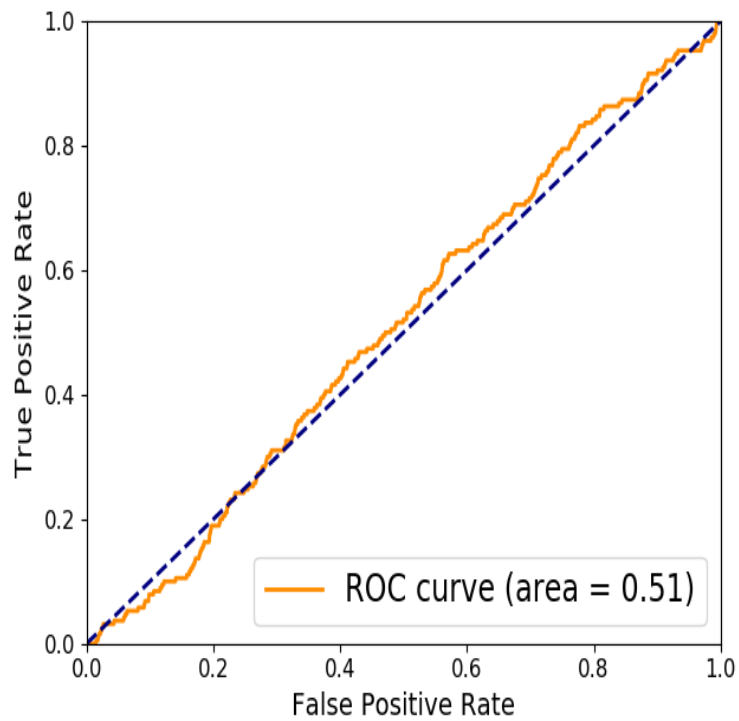
Diffusion ROC from fTestOnly_tGOnly STRING10_combined.png



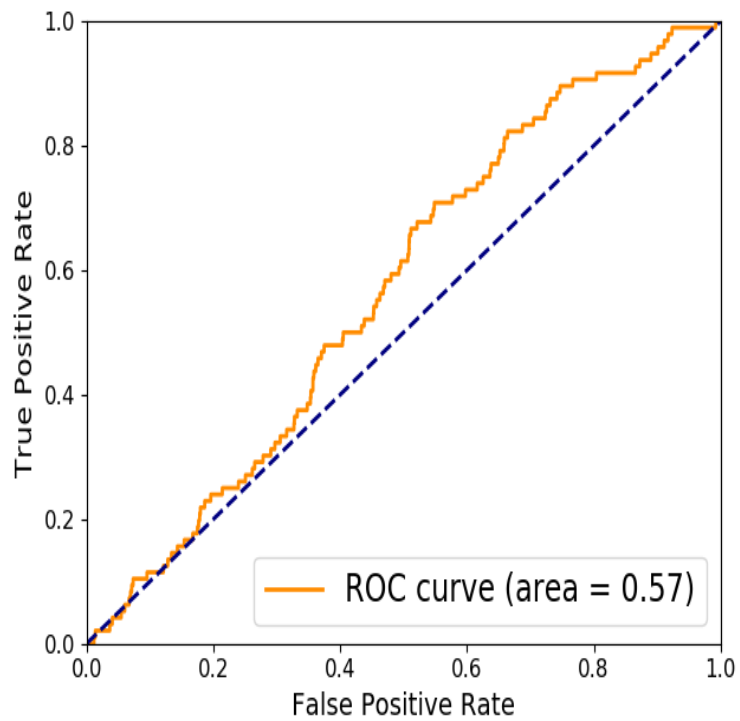
Diffusion ROC from fTestOnly_tOverlap STRING10_combined.png



Diffusion ROC from fOverlap_tOnlies STRING10_combined.png



Diffusion ROC from fGOnly_tTest STRING10_combined.png



Diff_FROM	Diff_TO	AUC	Zt_wdegre	Zt	Zf_wdegre	Zf
		e	e			
GS_only	Test_only	0.573	0.698	2.4423604	1.126	0.749
			081110515			
			(invalid)			
Test_only	GS_only	0.531	0.368	0.832	-0.323	-0.024
GS_only	Overlap	0.268	-1.208511	-0.698102	-1.238220	-0.92748
			654412684	635978293	763295244	46323629
			4	(invalid)	2	555 (inv
			(invalid)	(invalid)	alid)	
GS_only	Test	0.569	0.544	2.0615820	1.1236233	0.832
				164511676	450330786	
				(invalid)	(invalid)	
Test_only	Overlap	0.268	-1.044797	-0.612605	-1.423121	-0.96911
				441781259	247007553	933271464
				(invalid)	9	9
				(invalid)	(invalid)	alid)
Test_only	GS	0.529	0.462	0.969	-0.634	-0.19603
						93634630
						8712 (in
						valid)
Overlap	Onlies	0.513	-1.421	0.801	-0.362	-0.439

**	#Mapped	#Total	Not mapped genes
GS	95	99	FAM194B;COMMD3-BMI1;RGAG1;C1orf51
Test_only	95	99	PRAMEF19.PRAMEF18;TNNI3K.FPGT.TNNI3K
			.FPGT.TNNI3K;C10orf71;FAM47C
Overlap	1	1	AHCTF1

(end of file)