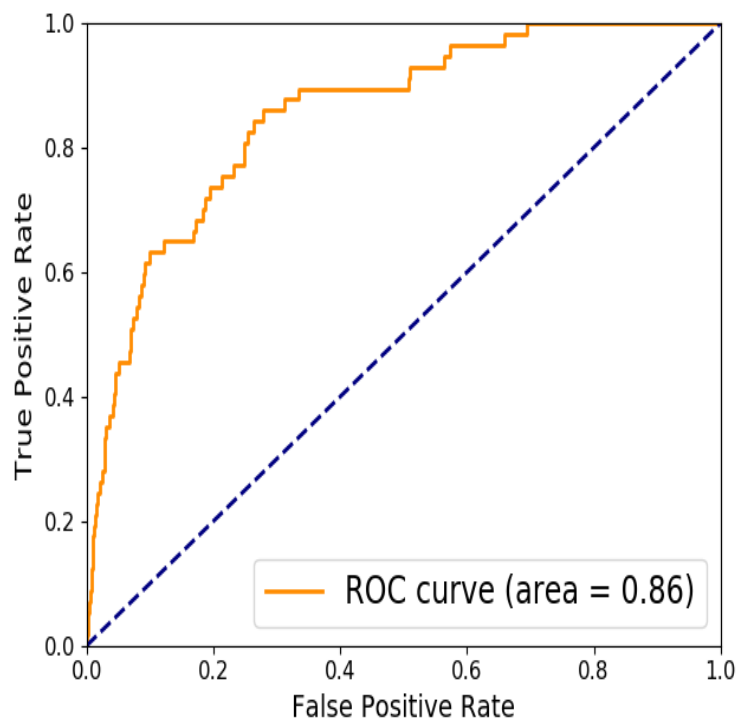
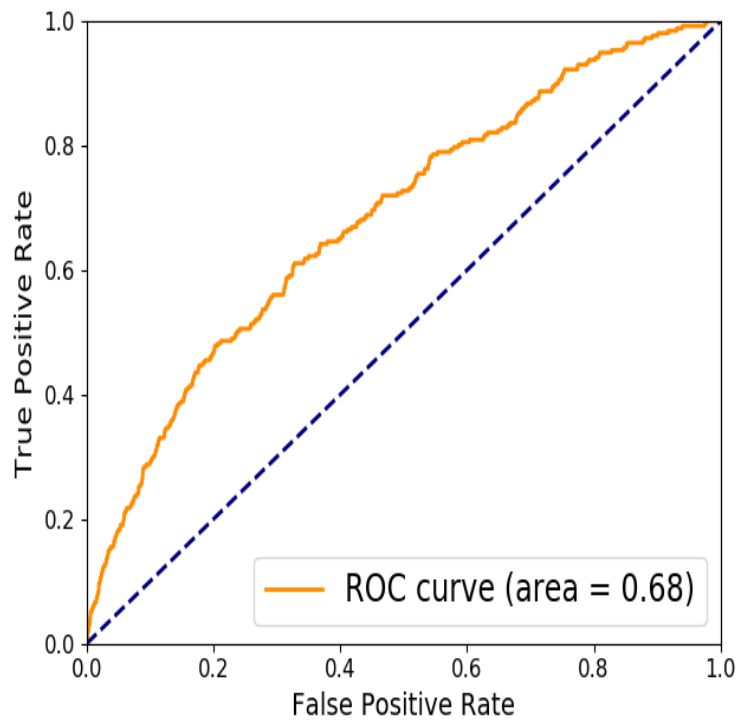


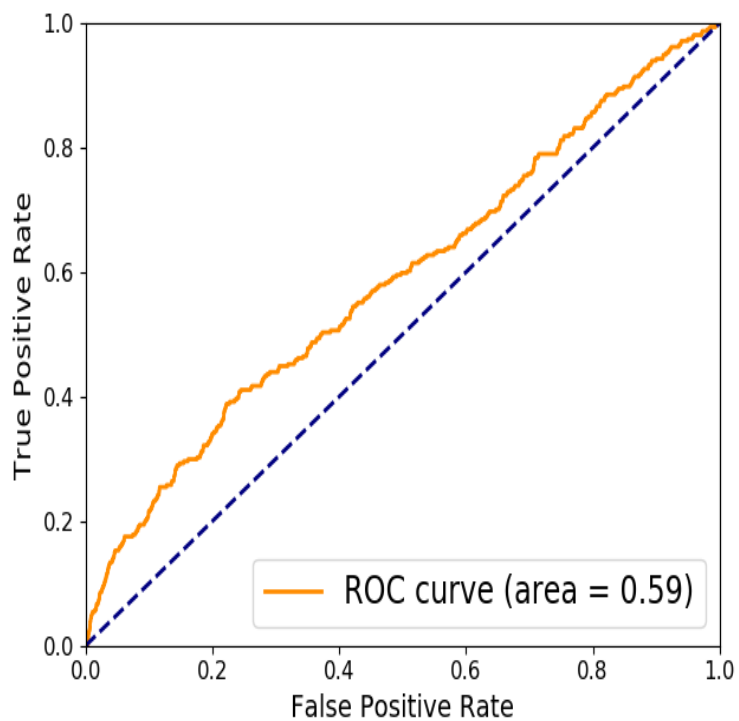
Diffusion ROC from fGOnly_tOverlap STRING10_combined.png



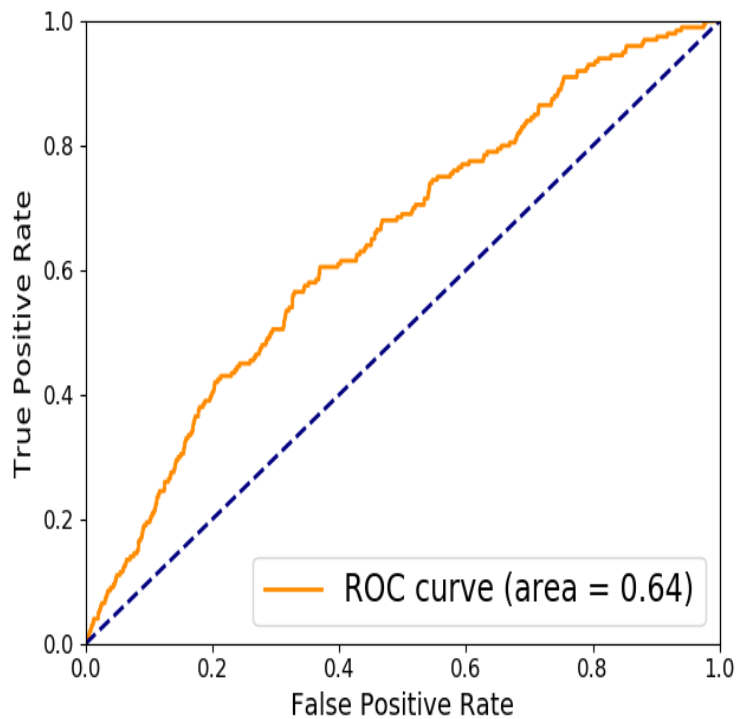
Diffusion ROC from fTestOnly_tGS STRING10_combined.png



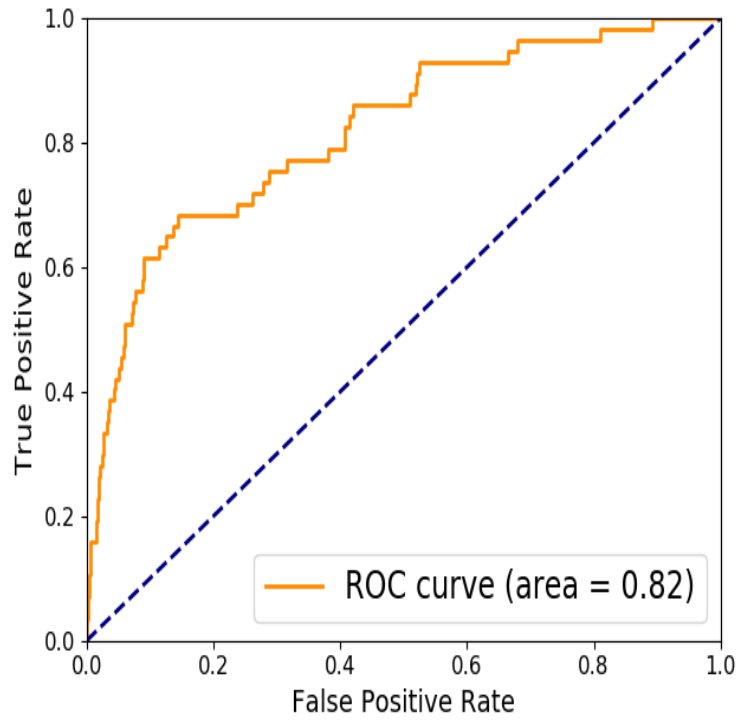
Diffusion ROC from fGOnly_tTestOnly STRING10_combined.png



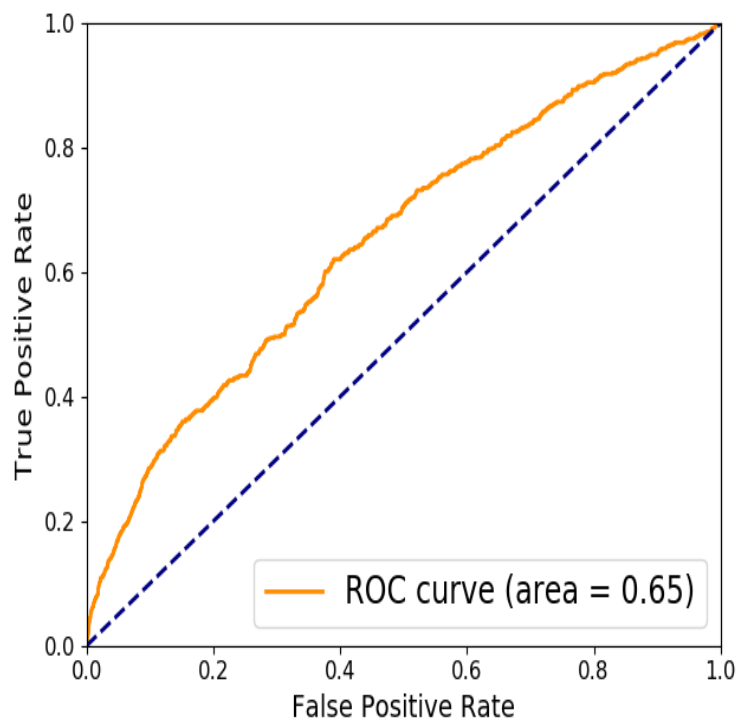
Diffusion ROC from fTestOnly_tGOnly STRING10_combined.png



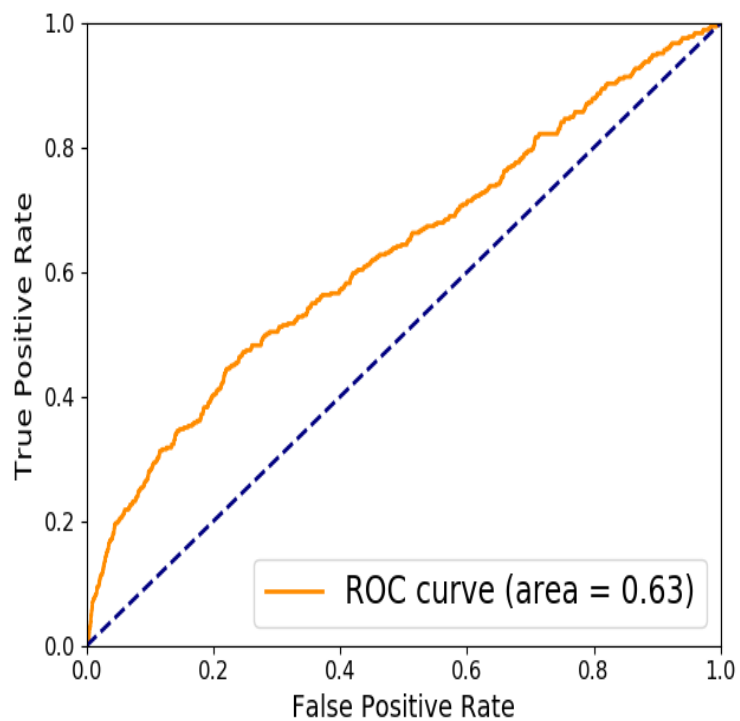
Diffusion ROC from fTestOnly_tOverlap STRING10_combined.png



Diffusion ROC from fOverlap_tOnlies STRING10_combined.png



Diffusion ROC from fGOnly_tTest STRING10_combined.png



Diff_FROM	Diff_TO	AUC	Zt_wdegree	Zt	Zf_wdegree	Zf
GS_only	Test_only	0.587	0.058	5.165	0.112	0.826
Test_only	GS_only	0.644	4.120	6.859	1.943	2.882
GS_only	Overlap	0.855	6.73324541	9.55979360	5.117	5.256
			4456783	5504836		
			(invalid)	(invalid)		
GS_only	Test	0.630	2.056	9.363	1.794	2.706
Test_only	Overlap	0.820	4.305	8.41321554	3.275	4.021
			7817394			
			(invalid)			
Test_only	GS	0.684	5.411	10.082	2.729	3.945
Overlap	Onlies	0.651	5.382	11.708	4.610	4.955

**	#Mapped	#Total	Not mapped genes
GS	200	221	PMS2L3;RPA;AK9;MSH5;K N/A
			DF1;AMER1;RFC
Test_only	314	330	ADGRG4;SSPO;TMEM131L; N/A
			HLA.B;KMT2C;KMT2A;GCN
			1;HLA.A;AMER1;CMTR2;M
			TMR11;ZAN;KMT2D;NSD2;
			ADGRB3;C11orf63;Gene
Overlap	57	58	AMER1 GNA11;CTCF;SETBP1;SF3
			B1;NOTCH1;ASXL2;CDH1;
			PIK3R1;STAG2;ATF7IP;B
			RCA1;DICER1;MGA;TP53;
			BRAF;SMARCA4;PLXNB2;B
			AP1;PCLO;CHD8;KDM5C;K
			RAS;CBFB;KEAP1;ARHGAP
			35;RNF43;EPAS1;MED12;
			GNAS;AMER1;ARID1B;RAC
			1;IFNGR1;RASA1;NFE2L2
			;COL4A3;AXIN1;ERBB2;P
			OLQ;RUNX1;SOX9;NF2;SM
			AD2;GTF2I;THRAP3;KIT;
			APC;FGFR2;CHD4;MACF1;
			PPP2R1A;ATM;TSHZ3;LAT
			S2;MET;FUBP1;RET;BCOR

+-----+

(end of file)