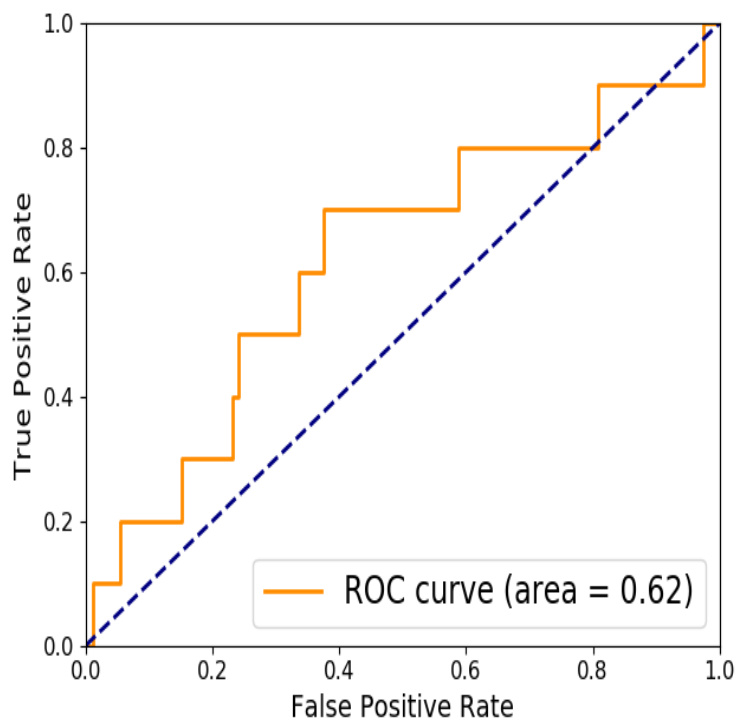
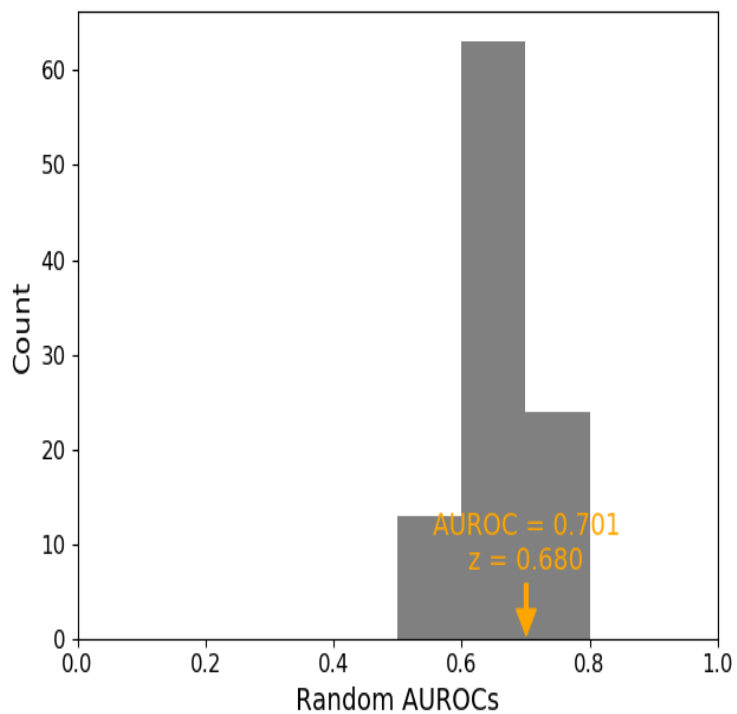


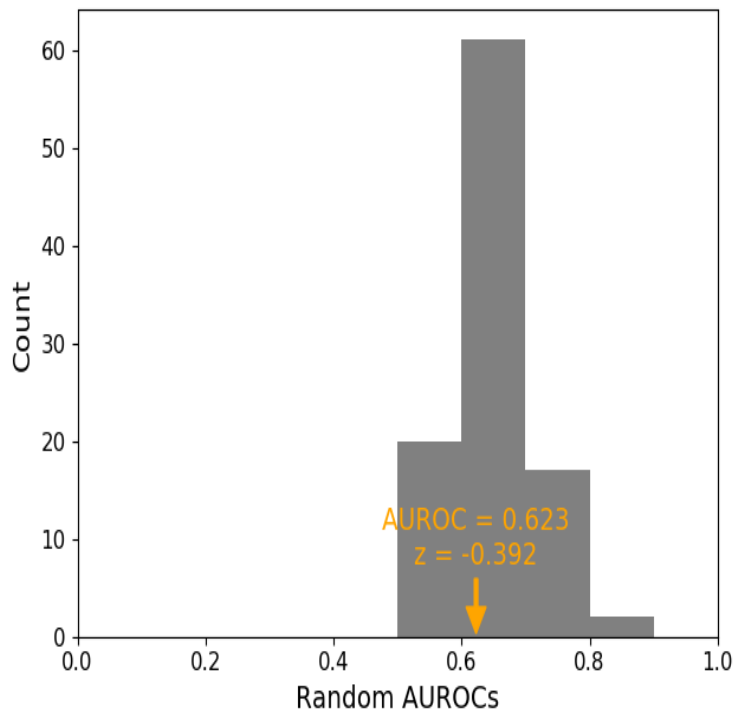
show_1_Diffusion ROC from Gene2axis to Gene1axis STRING10_combined



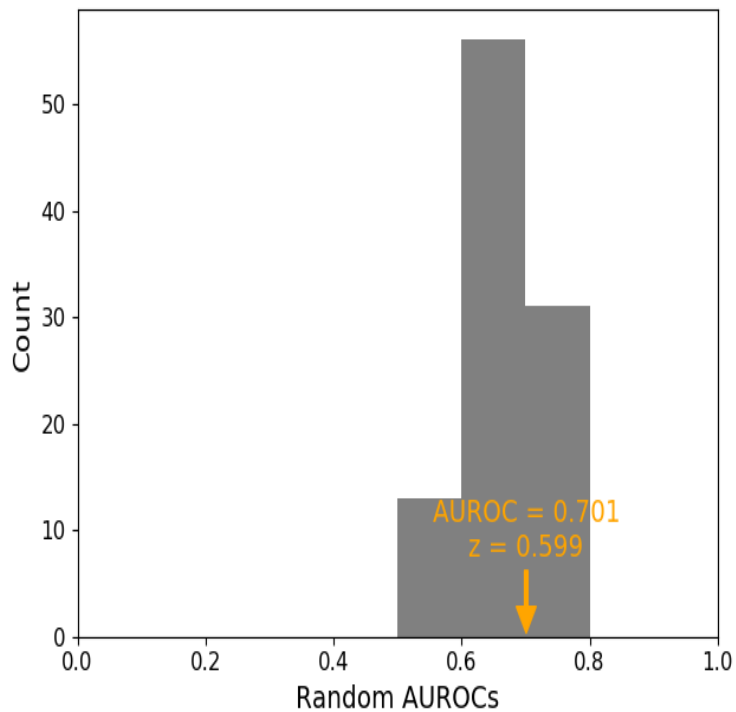
show_21_Zt_degree-matched_from Gene1axis to Gene2axis.png



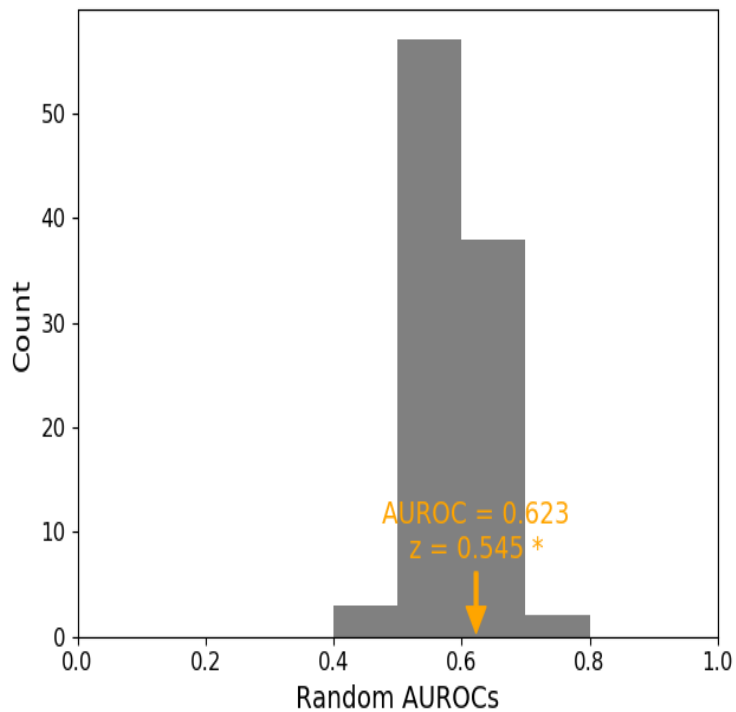
show_11_Zt_degree-matched_from Gene2axis to Gene1axis.png



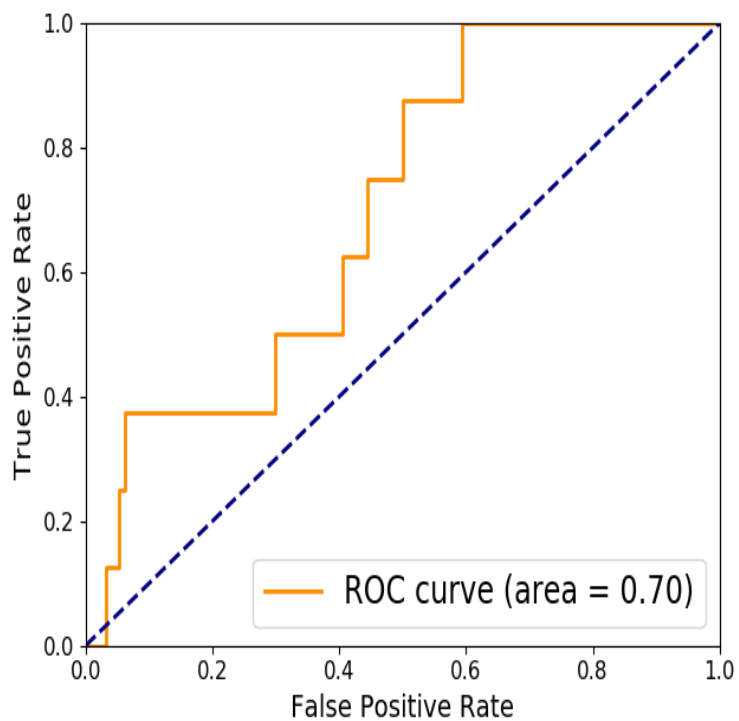
show_22_Zf_degree-matched_from Gene1axis to Gene2axis.png



show_12_Zf_degree-matched_from Gene2axis to Gene1axis.png



show_2_Diffusion ROC from Gene1axis to Gene2axis STRING10_combined



```

+-----+-----+-----+-----+-----+-----+
| Diffusion | Diffusion | AUROC | Zt | Zt | Zf | Zf (unif |
| FROM | TO | | (degree- | (uniform) | (degree- | orm) |
| | | | matched) | | matched) | |

```

```

+-----+-----+-----+-----+-----+-----+-----+
| Gene2axis | Gene1axis | 0.623 | -0.392 | 1.454 | 0.545 * | 0.785 |
+-----+-----+-----+-----+-----+-----+
| Gene1axis | Gene2axis | 0.701 | 0.680 | 1.927 | 0.599 | 0.571 |
+-----+-----+-----+-----+-----+-----+

```

Z-scores are computed for the experimental AUROC based on distributions of the random AUROCs

Zf : when randomizing source genes (Diffusion FROM)

Zf : when randomizing recipient genes (Diffusion TO)

Random genes are selected either uniformly or degree matched

* : Distribution of random AUROC is not Gaussian

```

+-----+-----+-----+-----+-----+
| ** | #Mapped | #Total | Not mapped genes | |
+-----+-----+-----+-----+-----+-----+
| Gene2axis | 8 | 10 | YTHDF3;B3GNTL1P1 | N/A |
+-----+-----+-----+-----+-----+
| Gene1axis | 10 | 10 | | N/A |
+-----+-----+-----+-----+-----+

```

(end of file)