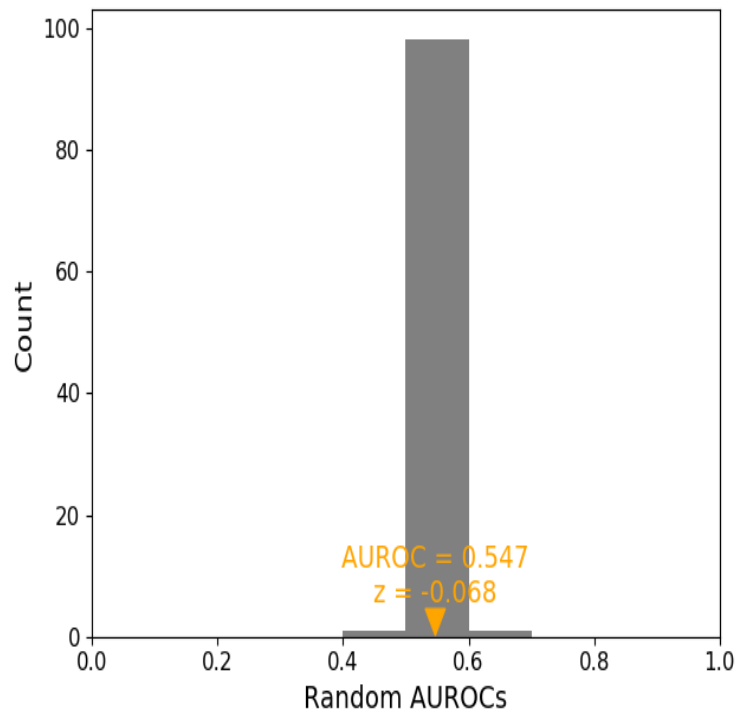
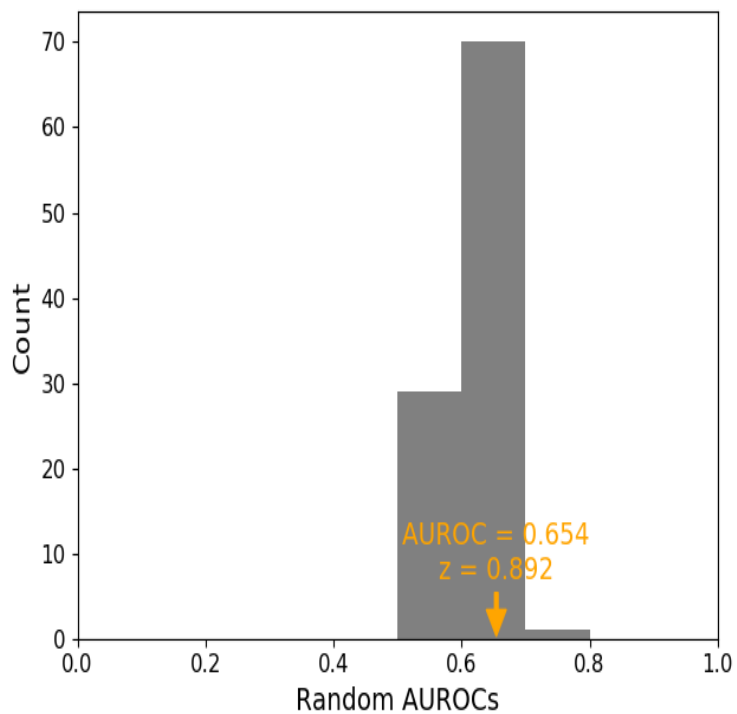


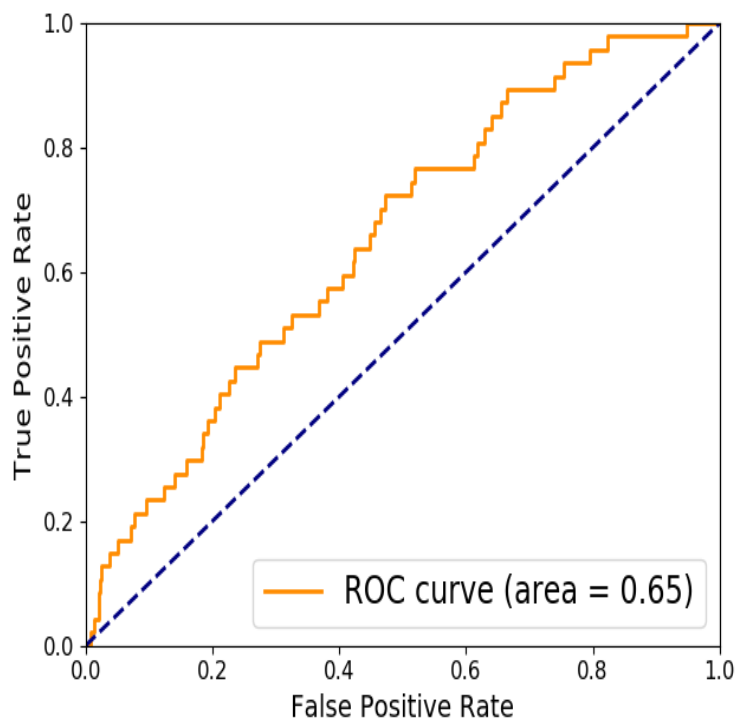
show_22_Zf_degree-matched_from Marttinen to top.png



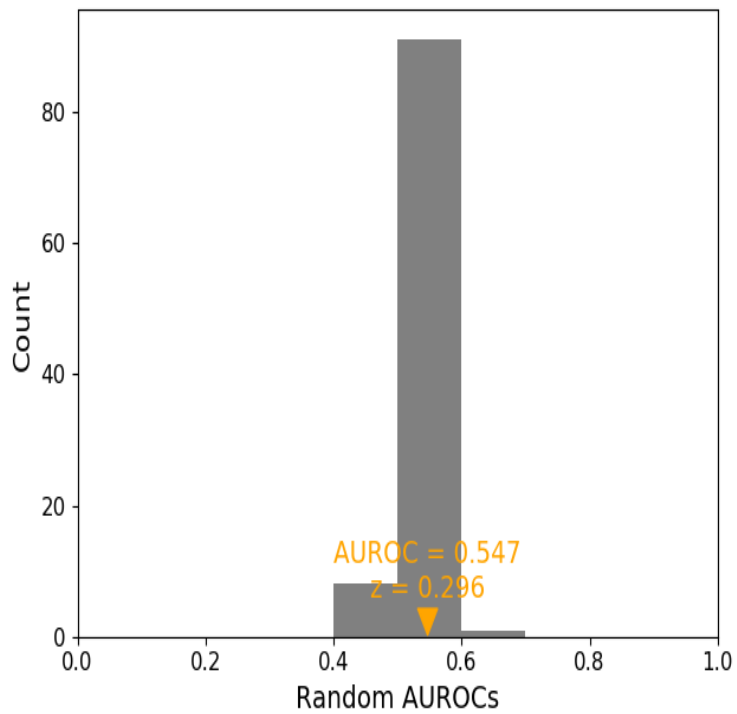
show_12_Zf_degree-matched_from top to Marttinen.png



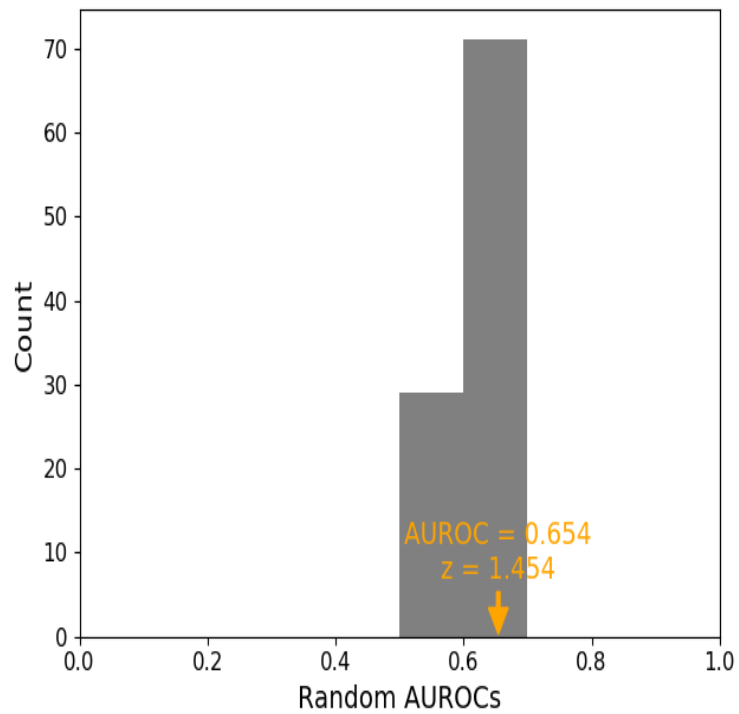
show_1_Diffusion ROC from top to Marttinen STRING10_combined.png



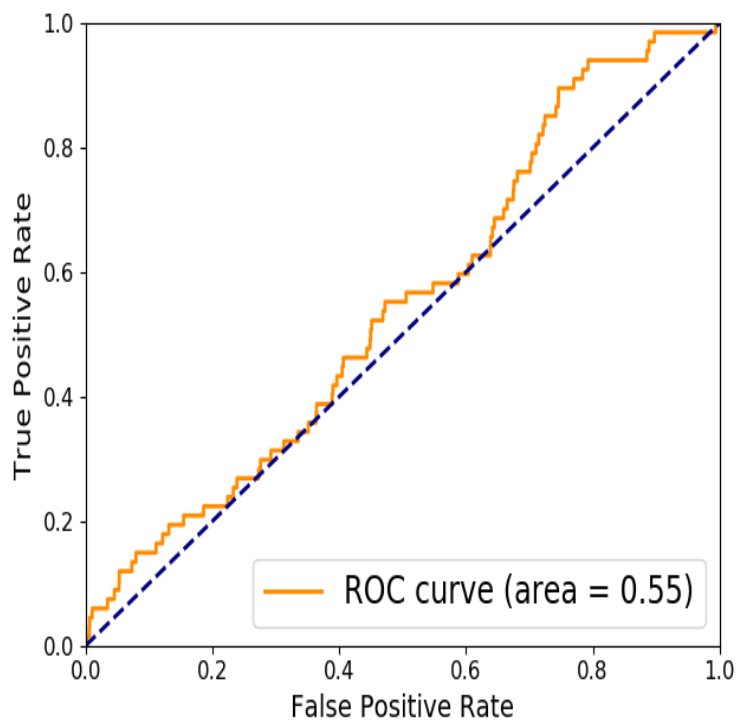
show_21_Zt_degree-matched_from Marttinen to top.png



show_11_Zt_degree-matched_from top to Marttinen.png



show_2_Diffusion ROC from Marttinen to top STRING10_combined.png



Diffusion	Diffusion	AUROC	Zt	Zt	Zf	Zf (unif
FROM	TO		(degree-	(uniform)	(degree-	orm)
		matched)		matched)		

top	Marttinen	0.654	1.454	3.366 *	0.892	1.186
-----	-----------	-------	-------	---------	-------	-------

Marttinen	top	0.547	0.296	1.206	-0.068	0.044
-----------	-----	-------	-------	-------	--------	-------

Z-scores are computed for the experimental AUROC based on distributions of the random AUROCs

Zf : when randomizing source genes (Diffusion FROM)

Zf : when randomizing recipient genes (Diffusion TO)

Random genes are selected either uniformly or degree matched

* : Distribution of random AUROC is not Gaussian

**	#Mapped	#Total	Not mapped genes
----	---------	--------	------------------

top	67	68	SLC35G6 N/A
-----	----	----	---------------

Marttinen	47	48	cDNA FLJ60385 N/A
-----------	----	----	---------------------

(end of file)